



Together towards
the best solutions
for your patients.



CATALOGUE

GC EUROPE

2019-2020

GC

GC EUROPE

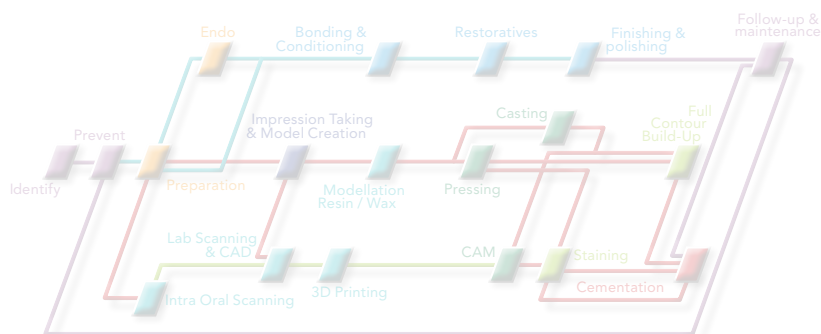


Table of contents

3	Table of contents	50	FREEGENOL Fuji TEMP LT™
4-5	Introduction. Company Culture and Values	51	How to choose the optimal luting cement?
6-7	Society Impact. MI Concept	52	Fuji ORTHO™ LC Fuji ORTHO™
8-9	Metro map	53	Fuji ORTHO BAND Paste Pak ORTHO Gel Conditioner
10	MI treatment plan	54	EXACLEAR
11	Tri Plaque ID Gel Saliva-Check Buffer	55	Impression trays EXA'lence™
12	Prevention MI Varnish	56	EXAMIX & EXAFLEX EXAFAST
13	MI Paste Plus and Tooth Mousse	57	AROMA FINE PLUS FIT CHECKER™ ADVANCED
14	Dry Mouth Gel Fuji® TRIAGE	58	EXABITE II NDS
15	MIH (Molar Incisor Hypomineralisation) The Silver Wave		BITE COMPOUND & ISO FUNCTIONAL Sticks
16	TEMPSMART™ DC Revotek LC	59	Reline
17	UNIFAST III UNIFAST TRAD and UNIFAST LC	60	RELINE II Soft & ExtraSoft
18	Temp PRINT	61	TISSUE CONDITIONER COE-PAK AUTOMIX
19	G-Premio BOND	62	FUJIROCK® EP
20	G-ænial™ Bond G-BOND™	63	BASE STONE PATTERN RESIN LS
21	everX Flow™	64	Fujivest® Platinum II Fujivest® Premium
22	everX Posterior™ Modeling Liquid	65	Fujivest® Platinum II Fujivest® Premium
23	Essentia®	66	Fujivest® II Fujivest® Super
24	Essentia® Universal shade	67	Initial® CAST NP Stellavest®
25	G-ænial® Anterior and Posterior	68	LiSi PressVest G-Cera ORBIT VEST
26	G-ænial® Universal Injectable	69	CERASMART™270 Initial® LRF BLOCK
27	G-ænial® Flo X G-ænial® Universal Flo	70	Our approach to digital workflow
28	GRADIA® DIRECT	71	Initial® MC
29	GRADIA® DIRECTFlo GRADIA® DIRECTLoFlo	72	Initial® INmetalbond Initial® Connector Paste
30	CAVITY CONDITIONER and DENTIN Fuji LINING® LC	73	Initial® LiSi
31	EQUIA™ Forte HT	74	Initial® LiSi Press
32	EQUIA	75	LiSi PressVest
33	Fuji IX GP	76	Initial® Zr-FS
34	Fuji II LC	77	Initial® Ti Initial® LF
35	Restorative solutions	78	Initial® Gum & Bleach Shades
36	everStick®C&B everStick®NET	79	Initial® IQ Lustre Pastes NF
37	everStick®ORTHO everStick®PERIO	80	Initial® IQ – Layering Concept Initial® IQ – Press Concept
38	GRADIA® CORE FIBER POST	81	Initial® Zirconia Disk
39	everStick®POST and FIBER POST	82	OPTIGLAZE color
40	D-Light® Pro	83	GRADIA® PLUS
41	G-COAT PLUS Epitex and Metal Strips	84	METAL PRIMER Z CERAMIC PRIMER II
42	Our approach to digital workflow	85	COMPOSITE PRIMER Stick & Stick NET
43	Initial™ LRF BLOCK	86	Labolight DUO
44	CERASMART™270	87	Aadva IOS
45	Fuji I Fuji PLUS	88	IOS 200 IOS 100
46	FujiCEM™ Evolve FujiCEM® 2 SL	89	Aadva ALS 2
47	G-CEM LinkAce™ G-CEM CAPSULE	90	Scanflags Aadva CAD
48	G-CEM LinkForce™ G-CEM™ Veneer	92-93	Discover GC's apps
49	G-Multi PRIMER	94	Training



Introduction to Product Innovations

GC has always been committed to presenting new and highly innovative products to the dental community. The past few years have been particularly beneficial in that respect.

We introduced some ground-breaking products in our portfolio. To name but a few, the **G-ænial Universal Injectable** - a real game changer in restorative dentistry; **everX Flow** - a short-fibre reinforced flowable composite designed to replace dentine and reinforce restorations; **FujiCEM Evolve** – for bonding of zirconia and metal, posts and other materials; and on the prosthodontic's side, **Initial LiSi Press** - redefined lithium disilicate with proprietary HDM technology.


Our digital portfolio is also growing. We're particularly proud of **Aadva IOS 200** with AI Technology that allows easy identification of margin lines and visualizes the scans in colour as well as **Aadva Lab Scan 2** (ALS 2) with an intuitive Scan flow.

While GC is nearly 100 years active already, we have no intention of slowing down, but on the contrary, we are looking forward to celebrating our 100th year-anniversary in 2021!

In every area of our business we strive to continue impacting global society through the improvement of oral health.

Look and choose from the wide range of treatment solutions we have prepared for you!

Josef Richter
COO & President
GC International AG/GC Europe NV



Company Culture and Values

Since its foundation in 1921, GC has developed a unique company culture and identity.

From the beginning, GC has been driven by the vision that a company should contribute to a healthy society, especially through dental care. So rather than focus solely on the pursuit of short-term profits, GC has taken to heart to make each and every Associate an ambassador for its values.


The principal concept behind these values is SEMUI. It means: "Thinking from the viewpoint of others and acting accordingly." In other words: true products are made for the good of others, not for our own sake. The focus of all product and service development is to deliver real value to all stakeholders and society, particularly, to dental professionals and patients, by offering superior, clinically proven and world-class quality.

GC regards the 21st century as the 'Century of Health', and hopes to make significant progress in this domain by the company's 100th anniversary in 2021.

To achieve this goal GC's main principles are:

- To contribute to global society through the improvement of oral health.
- To improve corporate quality and meet customers trust and expectations.
- To create a team of GC Associates full of energy and respect.

On the occasion of the celebrations of GC's 100th anniversary in 2021 GC Corporation proudly announces the 5th International Dental Symposium. The symposium will bring together a large number of prominent lecturers from countries around the world to provide lectures on different disciplines.

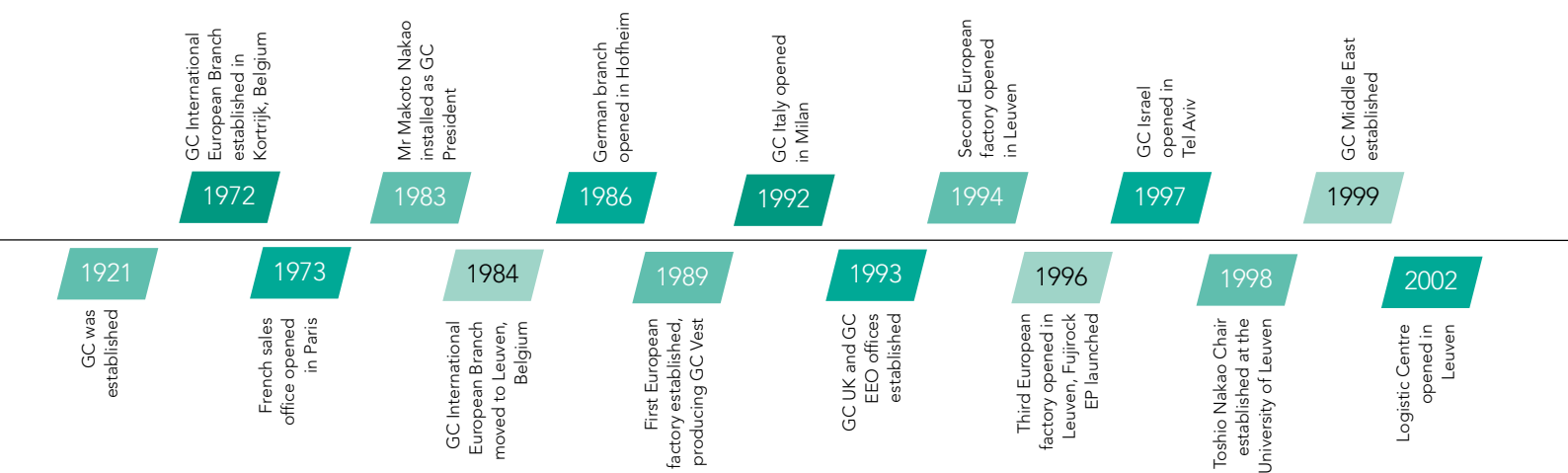


Society Impact

GC recognises, that the world is now in a period of huge social change that allows significantly bigger proportion of the population to have access to adequate healthcare. Dentistry is a substantial part of this change with more and more people seeing a link between oral health and the total health.

Lower birth rate and increasingly ageing populations have led to reforms of medical policy and systems. The World Health Organisation estimates that the number of people aged over 60 is going to more than triple between 2000 and 2050, rising from 600 million to 2 billion worldwide. By focusing on the importance of oral health in ageing populations, GC has been playing a pioneering role in this concept worldwide.

Further to the reforms mentioned above is a shift from treatment to prevention. This is a continuously evolving subject in dentistry; and very much in tune with the greater emphasis on prevention in GC's Minimum Intervention (MI) strategy. GC already has a range of products aligned with MI and this unique concept is our most important contribution to human health to date.



Minimal Intervention (MI) Concept

As a dental company, GC is a pioneer in taking the initiative not only to advance product development but also to support the evolution of the latest concept of dentistry, namely "Minimal Intervention dentistry".

GC instituted our unique MI (Minimal Intervention) concept in 2000 by rephrasing the original MI concept proposed by the FDI in 1999 and defining the three approaches of "Identify", "Prevention" and "Treatment & Control" to better fit the clinical situation. Since then, GC's MI concept has always formed the basis of our product development.

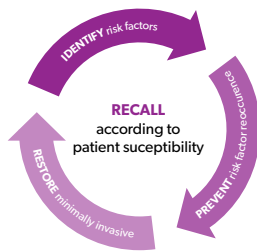
To integrate this MI concept into practice, GC Europe MI Advisory Board established the Minimal Intervention Treatment Plan (MITP) as a guide for the implementation of the MI philosophy into routine dental practice. Thanks to this systematic approach, the processes of diagnosis, prevention, treatment and control can become a regular part of dental care.

Identifying unique patient groups



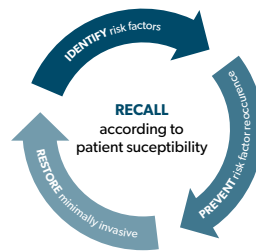
MI EARLY CARE

children 0 to 5 years: primary teeth
children 6 to 14 years: permanent and primary teeth (mixed dentition)



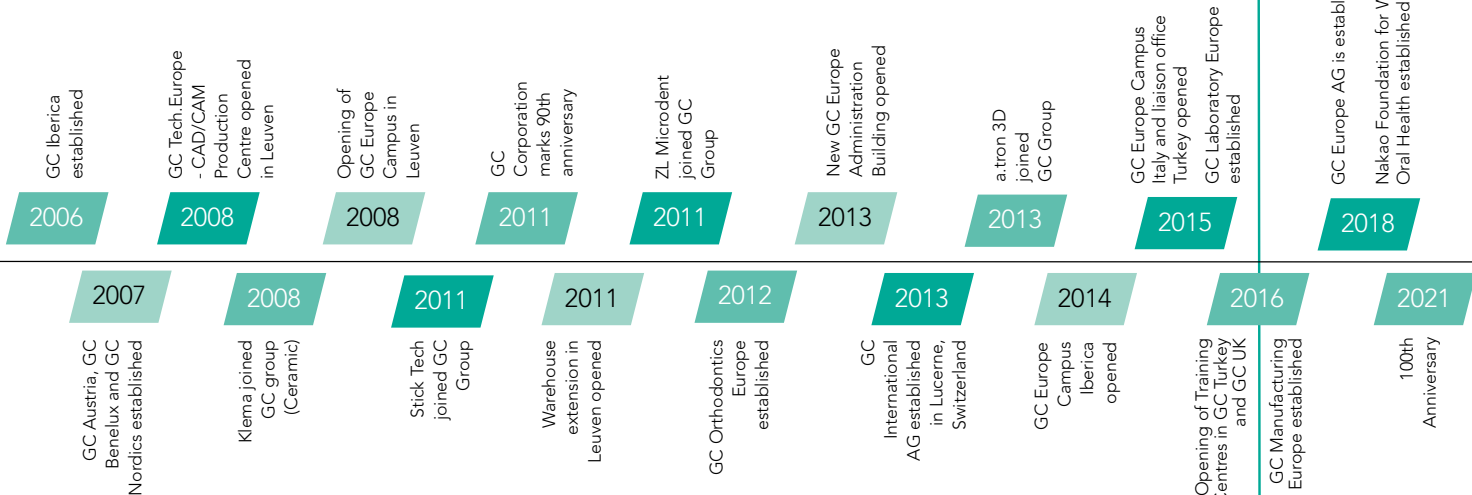
MI ACTIVE CARE

>14 years / adults

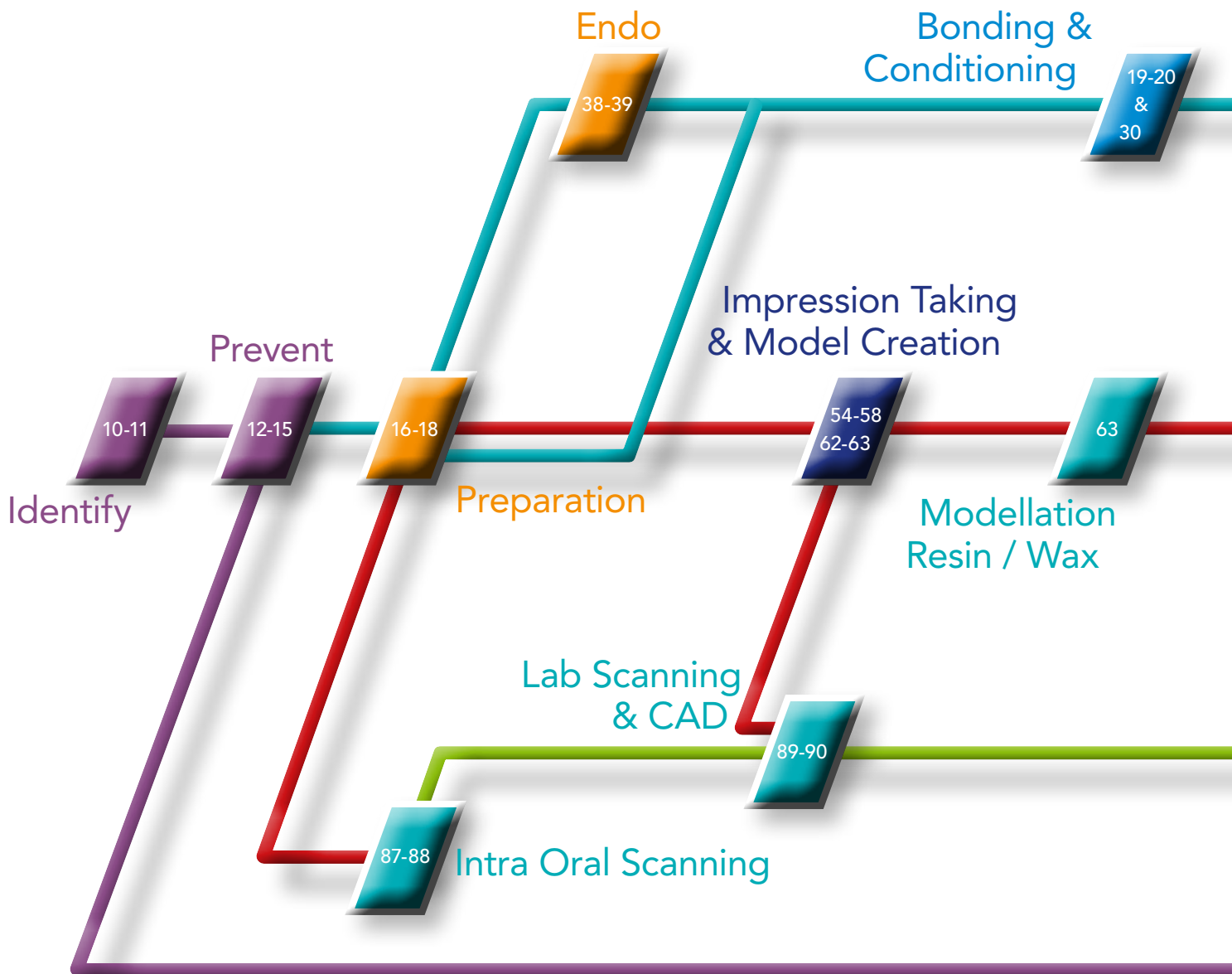


MI CARE PLUS

special needs patients
pregnant women
older adults

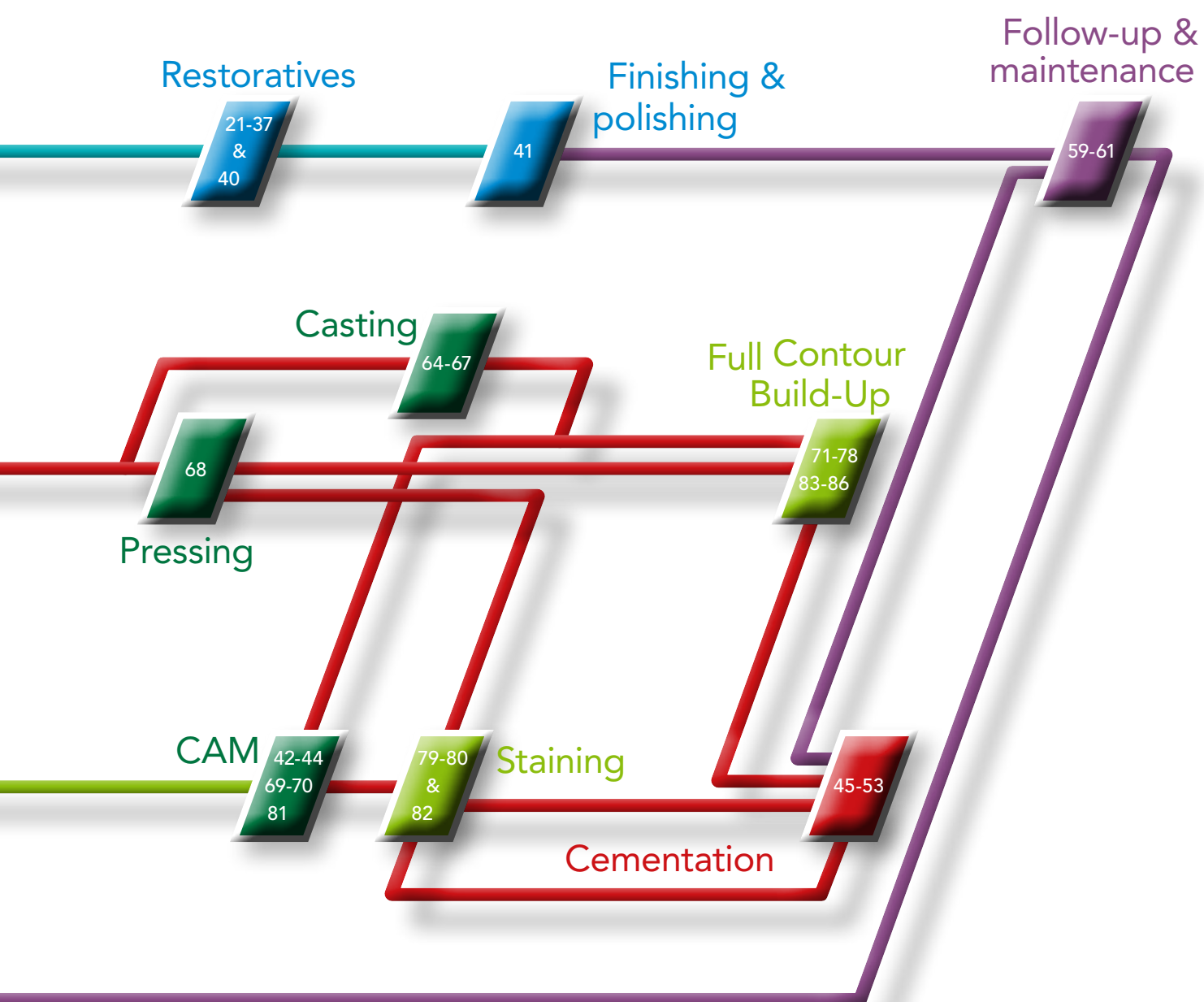


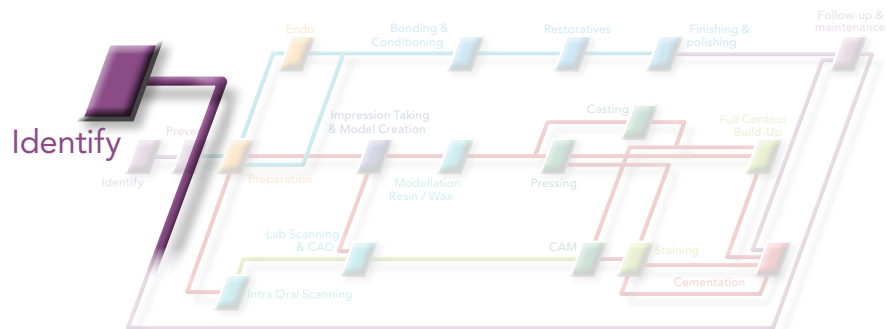
Get Connected, Together towards the best solutions for your patients.



The multitude of possible methods, workflows (analog or digital) and approaches is certainly one of the main characteristics of modern dentistry. An advantage to some, it may also prove to be a challenge to maintain a clear view for others. So we have created a "GC metro map". Generally it simplifies a public transport network in major cities worldwide, but we made it into a schematic design of the entire GC product portfolio and how each product is related.

First of all, this map clearly shows GC's presence in each domain. But also it shows that once you have chosen a certain trajectory or line, you don't have to stay on this line for the entire ride. GC keeps your options open, and like in real life, it's always interesting to get off the beaten track and explore unknown areas.





MI treatment plan

The GC Europe 'MI Advisory Board' is a pan-European group of top level academics, researchers and general dental practitioners. Through creative collaboration they have established the Minimal Intervention Treatment Plan (MITP) as a guide for the implementation of the MI philosophy into routine dental practice.

MI TREATMENT PLAN

The GC Europe MI Advisory Board presents an evidence-based and patient-centered MI approach for use in routine dental practice based on four key phases:

MI IDENTIFY

The examination of a patient is not limited to the teeth but also takes into account the caries risk factors like diet, brushing habits and saliva. By executing simple chairside tests, an appropriate treatment and prevention programme can be planned. In addition, the test results can be used to educate and motivate patients and ensure their compliance.

MI PREVENT

If a patient is willing to change his or her habits, preventing caries from advancing is indeed possible. In practice, a combination of professional mechanical tooth cleaning, the use of remineralising products and a healthy diet reduces caries risk factors and promotes remineralisation.

MI RESTORE

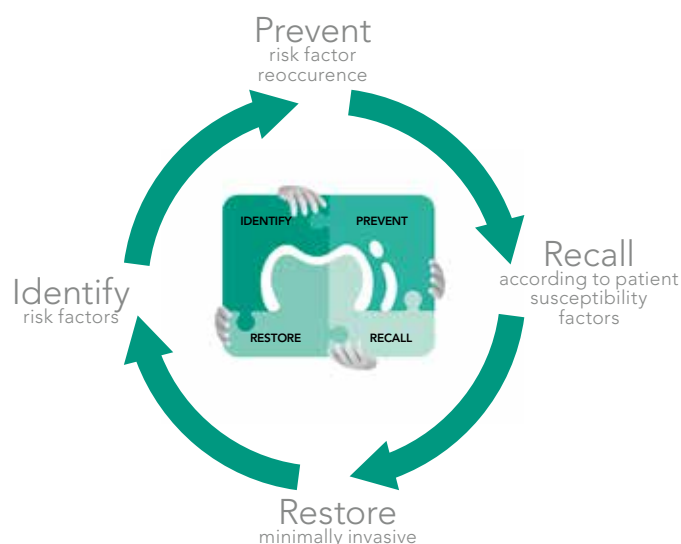
Restorative MI interventions are based on the principle of maximal preservation of natural tooth structure. Early lesions can be healed by non-invasive remineralisation treatments whilst minimally invasive cavities can be filled with biomimetic materials such as Glass Ionomer Cement.

MI RECALL

In cariology, standard recall schemes in which patients see the dentist twice a year have long been used. This frequency is too long for high risk patients and for some with very low susceptibility it is perhaps too short. The MI treatment plan allows you to give your patients the most individually tailored recall period by taking into consideration their unique risk factors.

Identification

The examination of a patient is not limited to the teeth, but takes all risk factors for caries into account like diet, brushing habits, the quantity and buffering capacity of saliva, the amount of cariogenic bacteria (like Streptococci Mutans) in saliva and the cariogenicity of plaque. In order to diagnose and monitor caries, the diagnostic threshold has to be reduced to the first clinical signs of caries in enamel. These early forms are clinically detectable in fissures and on flat surfaces as well as on X-rays for the interproximal areas. The use of diagnostic tools like Saliva-Check Mutans test kit, Tri Plaque ID Gel, Saliva-Check Buffer kit, not only helps you to get the most relevant information about the caries susceptibility of your patient but also helps to motivate your patient.





Identify



Because seeing is believing

Tri Plaque ID Gel from GC:

Unique three tone plaque disclosing gel to identify new, mature and acid producing biofilm

GC's Tri Plaque ID Gel can not only differentiate between old and new plaque in a few easy steps, this unique gel can also highlight exactly where the bacteria are most active by disclosing the acidic pH. This additional information will be a great help in your daily practice to motivate your patients to improve their oral hygiene.

INDICATIONS

Identify the plaque by observing the colour of the gel.

- Pink or red: fresh plaque
- Blue or purple: mature plaque (at least 48 hours old)
- Light blue: mature and strong acid producing plaque

ADVANTAGES

Tri Plaque ID Gel motivates your patients to improve their oral hygiene.

- Educational tool to help understand how lesions are formed and how a healthy oral environment is maintained
- Unique gel that not only helps to identify the age, but also the acidogenicity of the plaque
- Caries risk assessment can be done within a few minutes

ORDERING INFO

Tri Plaque ID Gel comes in a tube of 40 g and is good for approximately 130 applications.

Identify natural protection for teeth

Saliva-Check Buffer from GC:

Chairside test to evaluate saliva's ability to protect teeth and motivate your patients

GC's Saliva Check Buffer kit is divided into 5 different steps, the first 3 steps involving unstimulated saliva while the last 2 steps involve the stimulated saliva. As the functions and characteristics of these two forms of saliva are different, by evaluating both, the test results will become very useful diagnostic and powerful communication tools to the patients.

INDICATIONS

Saliva-Check Buffer is very useful to identify contributing factors like stress, smoking, disease, salivary gland pathology, chronic renal failure, drug abuse, menopausal hormone imbalance and medicine side effect. The results can be explained to the patient as part of the discussion about prevention and treatment.

ADVANTAGES

- Checks the flow rate, viscosity and consistency of non-stimulated saliva to inform how the patient's lifestyle influences their oral health.
- Checks the pH of the patient's resting saliva to determine whether acid levels are dangerously high, possibly causing erosion or caries problems.
- Checks the quantity of stimulated saliva to enable you to identify any major salivary gland diseases.
- Checks the buffering capacity of stimulated saliva to define the effectiveness of the saliva in neutralizing acids in the mouth.

ORDERING INFO

Saliva-Check Buffer is delivered in a pack of 20 tests.

RELATED PRODUCTS:

Tooth Mousse

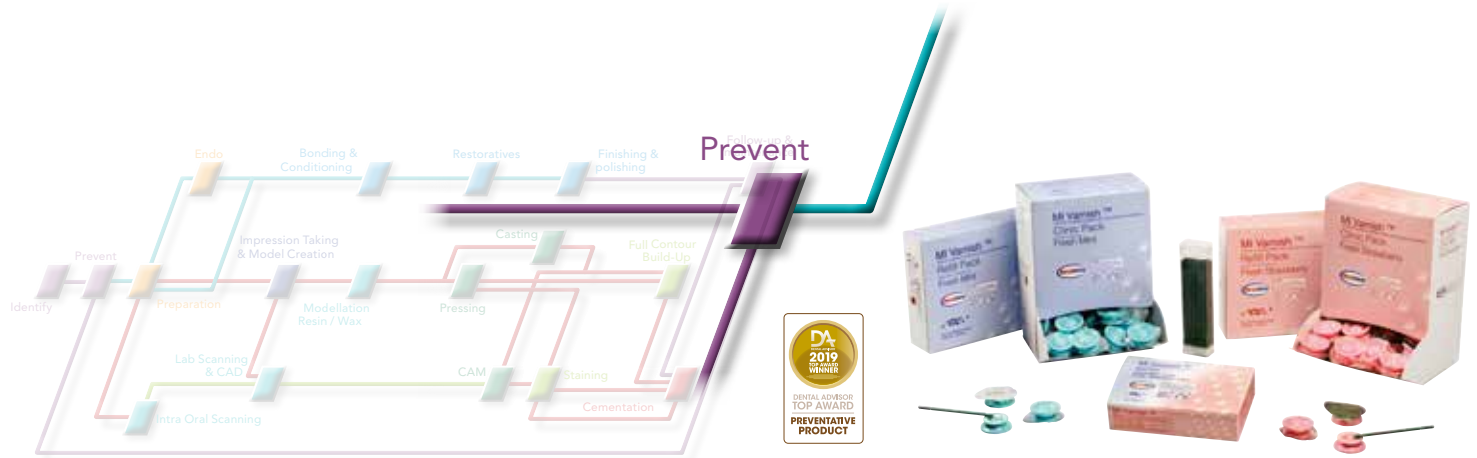


MI Paste Plus



MI Varnish





Support, replenish and protect with the stroke of a brush

Prevention

Preventing caries from advancing is possible if a patient is willing to change certain habits. Diet and tooth-brushing must be optimised to be effective in caries prevention. In practice, active preventive treatments aim at reducing the caries risk factors and promoting remineralisation. A very effective strategy is a combination of professional mechanical tooth cleaning, a healthy diet and products like MI Varnish, Tooth Mousse and MI Paste Plus which help to boost fluoridation and promote remineralization, bringing the oral flora back to normal.

MI Varnish from GC:

Bio-available calcium, phosphate and fluoride for an enhanced varnish treatment, containing RECALDENT™ (CPP-ACP)

Thanks to the patented RECALDENT™ technology, MI Varnish gives patients a head start in caries protection when fluoride, calcium and phosphate combine and form a strong protective coating. The neutral pH of 6,6 enhances enamel acid resistance and inhibits demineralisation. In the acidic environment, calcium and fluoride dissolve from the covering layer and as a result, the teeth are no longer under direct attack by acids.

CPP-ACP was developed at the School of Dental Science at the University of Melbourne Victoria/ Australia. RECALDENT™ is a trade mark used under license. RECALDENT™ (CPP-ACP) is derived from milk casein. Do not use on patients with a milk protein and/ or hydroxybenzoates allergy.

INDICATIONS

MI Varnish can prevent hypersensitivity in various clinical situations

- Cervical area
- Molar Incisor Hypomineralisation (MIH)
- After professional mechanical tooth cleaning
- Occlusal wear

ADVANTAGES

MI Varnish delivers a powerful dose of fluoride, with the added booster effect of the calcium and phosphate ions through its patented RECALDENT™ technology.

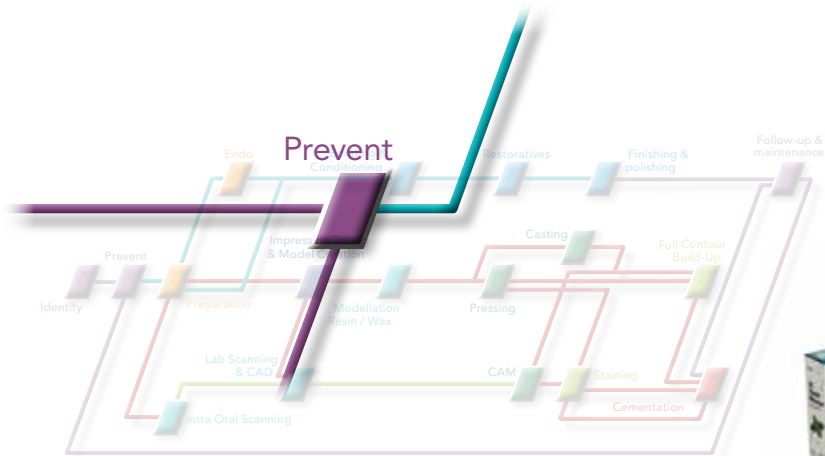
- High initial fluoride release
- Minimises tooth sensitivity and strengthens enamel
- Neutral pH of 6,6 enhances enamel acid resistance and inhibits demineralization
- Penetrates dentinal tubules effective to block them
- Sticks to applicator brushes and flows easily in hard to reach areas
- Does not clump or coagulate when exposed to saliva
- Neutral shade with natural translucency

ORDERING INFO

MI Varnish comes in packs of 10, 35 or 100 unit doses in the flavours strawberry and mint.

RELATED PRODUCTS

Tooth Mousse, MI Paste Plus, Fuji TRIAGE



MI Paste Plus and Tooth Mousse from GC:
Remineralising sugar free dental topical
crème, containing bio-available calcium
and phosphate

Bio-available calcium and phosphate
with or without fluoride

RECALDENT™ is derived from the milk protein, casein. For many years it has been known that milk and its derivatives have a tooth protective effect. Research has shown that this activity is due to a part of the casein protein called Casein Phosphopeptide (or CPP), which carries calcium and phosphate ions in the form of Amorphous Calcium Phosphate (or ACP). Tooth Mousse, the first product for professional use to contain this complex of CPP-ACP (RECALDENT™), the ideal delivery system for bio-available calcium and phosphate ions. MI Paste Plus in addition contains a unique, patented form of fluoride. MI Paste Plus releases all three of the ions needed to form acid-resistant fluorapatite by BOTH remineralisation and fluoridation.

CPP-ACP was developed at the School of Dental Science at the University of Melbourne Victoria/ Australia. RECALDENT™ is a trade mark used under license. RECALDENT™ (CPP-ACP) is derived from milk casein. Do not use on patients with a milk protein and/ or hydroxybenzoates allergy.

INDICATIONS

Natural defence against caries with Tooth Mousse for patients who:

- have a low to medium risk of caries
- suffer from white spot lesions
- experience hypersensitivity before and after teeth whitening
- have had professional procedures such as root scaling or cleaning
- For children below the age of six

Improve how you remineralise and boost fluoridation with MI Paste Plus for patients who:

- need extra protection due to medium or high susceptibility to caries
- are medically compromised
- have an acidic oral environment
- suffer from erosion and gastric reflux
- need support due to very poor plaque control

ADVANTAGES

When MI Paste Plus and Tooth Mousse are applied to tooth surfaces, the CPP-ACP molecule binds to biofilm, plaque, bacteria, hydroxyapatite and surrounding soft tissue.

- Delivers RECALDENT™ Casein Phosphopeptide - Amorphous Calcium Phosphate
- Inhibits enamel demineralisation and induces remineralisation
- Reduces hypersensitivity (Molar Incisor Hypomineralisation) by obturating open dentinal tubules
- Prevents initial caries forming thanks to the anti-cariogenic properties
- Reverses white spot lesions
- The delicious flavours stimulate saliva flow for an enhanced effectiveness of CPP-ACP

In addition the 900ppm of a unique, patented form of fluoride in MI Paste Plus

- Buffers the pH changes in plaque
- Impairs the adhesion and growth of S. Mutans and Sobrinus
- Remineralises early enamel lesions and makes enamel more resistant
- Optimises the transport and intake of fluoride by enamel

ORDERING INFO

MI Paste Plus and Tooth Mousse are available in 5 delicious flavours: Melon, Strawberry, Tutti Frutti, Mint & Vanilla in tubes of 35 ml.

RELATED PRODUCTS

MI Varnish

Dry Mouth Gel



Prevent



Relief and comfort whenever, wherever!

Dry Mouth Gel from **GC**:
Neutral pH gel to help relieve dry mouth.

Dry Mouth Gel is a unique, sugar free product designed to help relieve dry mouths and provide long lasting comfort and a soothing effect for patients. Uniquely, unlike most saliva substitutes, Dry Mouth Gel has a neutral pH, meaning that effective symptomatic relief can be provided, whilst preserving oral pH within the safe range to prevent demineralization.

INDICATIONS

Patients with the following conditions may benefit from Dry Mouth Gel:

- Mouth breathing during sleep
- Drug-induced dry mouth from prescription or 'over the counter' products
- Sjögren's syndrome
- Radiation treatment
- Long standing conditions that can impair salivary flow – e.g. diabetes mellitus, chronic hepatitis C infection and such connective tissue autoimmune diseases as systemic lupus erythematosus
- Denture wearers for tissue protection and lubrication

ADVANTAGES

- Helps to relieve dry mouth and providing long lasting comfort
- Neutral pH preserves oral pH in the safe range to prevent demineralisation
- Relieves up to 4 hours
- Also recommended to help relieve dry mouth experienced by denture wearers

ORDERING INFO

Dry Mouth Gel is available in a handy 35 ml tube, available for immediate use whenever necessary, in 4 flavours: Mint, Raspberry, Orange and Lemon Vanilla.

RELATED PRODUCTS:

Tooth Mousse

MI Paste Plus

MI Varnish



Simple and serious
protection for teeth at need

Fuji® TRIAGE from **GC**:
Radiopaque low viscosity glass ionomer
surface protection material

Children with fragile, erupting teeth. Adults seeking immediate relief from sensitive teeth. Elderly patients developing caries, rampant and unchecked. They all need protection fast.

Fuji TRIAGE has a strong track record of preventing caries in erupting teeth. Fuji TRIAGE is self-adhesive, insensitive to moisture and has a low enough viscosity to penetrate pits and fissures.

INDICATIONS

- Fissure protection
- Hypersensitivity prevention and control
- Root surface protection
- Intermediate endodontic sealing

ADVANTAGES

- Can be applied when saliva control is not possible, allowing treatment of newly erupted molars (partially) covered by soft tissue
- Available in white and a translucent pink shade that allows visible control during recalls
- Chemical adhesion to tooth structure, no need for etching and bonding
- Easy-to-apply low viscosity
- Self-curing conventional GIC without addition of resins
- Pink shade can be optionally 'command set' with VLC unit for early protection against dehydration
- Very high level of fluoride release

ORDERING INFO

Fuji TRIAGE comes in following packs: Pink (box of 50 capsules and 1 - 1 pack) and White (box of 50 capsules and 1 - 1 pack).

RELATED PRODUCTS

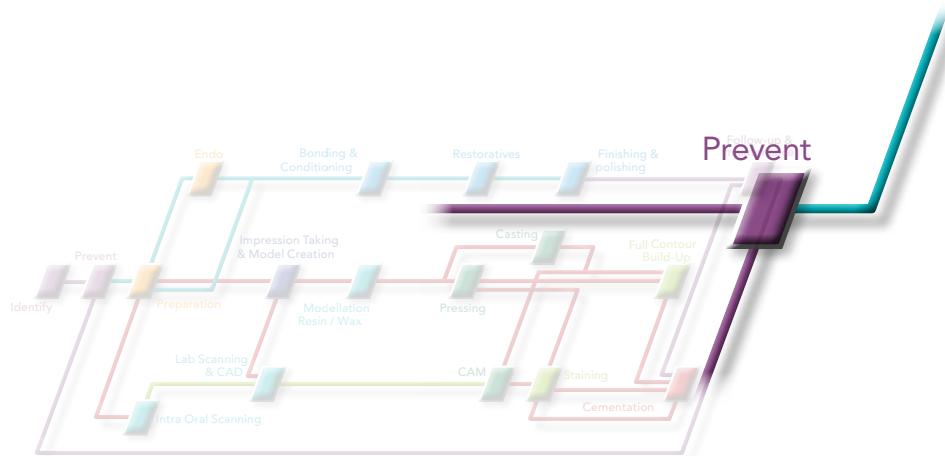
Capsule
Applier IV

Capsule
Mixer CM-II

CAVITY
CONDITIONER

DENTIN
CONDITIONER





MIH

(Molar Incisor Hypomineralisation)

Have you noticed in some patients marked opacity looking like caries on molars and incisors? Those are signs of **Molar Incisor Hypomineralisation (MIH)**

MIH is a developmental dental defect affecting first permanent molars and sometimes also central incisors. The enamel present normal thickness at eruption, but is not fully mineralised and prone to caries and break-downs. The affected teeth can be very sensitive.



Mild MIH - Courtesy of Prof. van Amerongen, the Netherlands



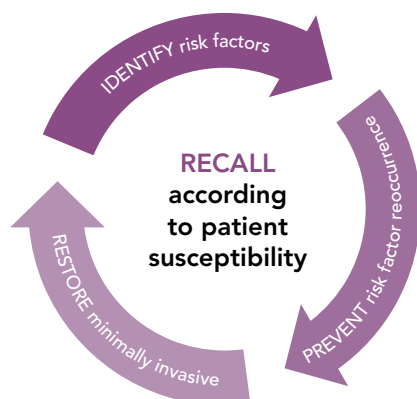
Moderate MIH - Courtesy of Prof. Baroni, Italy



Severe MIH - Courtesy of Prof. Baroni, Italy



Affected incisors as part of MIH - Courtesy of Prof. Baroni, Italy



Understand MIH and Discover Treatment Solutions from GC!

The Silver Wave

Most of the developed world have ageing populations. With lower birth rates and adults living longer than before, the aged are representing an ever-increasing percentage of the population. At GC, we call this phenomenon The Silver Wave.

By helping prepare dental professionals for an ageing patient base we are indirectly:

- Helping patients
- Helping dentists with their business success
- Developing future GC products for an ageing population

The Silver Wave Steps:

a practical way to manage the ageing population phenomenon

1 IDENTIFY 2 PROTECT & PREVENT

PATIENT FOCUS

Ageing brings complexity
Look for change

Prepare patients for the ageing process
Protect exposed root surfaces

PRACTICE SYSTEM

Ageing brings the need to adapt

Review preventive strategies and recall frequency

3 TREAT & CONTROL 4 MAINTAIN

PATIENT FOCUS

Meet patients expectations and long-term needs
What is appropriate restorative treatment?

Show you care
Look for change at every appointment

PRACTICE SYSTEM

Review restorative strategies

Establish effective recall systems



A smooth ride to your final restoration

TEMPSMART™ DC from GC: Dual cure temporary crown & bridge material

TEMPSMART DC is smart, precisely because of the timing involved in the procedure. The material allows for enough working time, while it gives the option of a fast finish. This is possible thanks to the dual cure feature of this material. In just three minutes you can have naturally beautiful and strong provisionals.

INDICATIONS

Short and long term temporary restorations:

- Crowns
- Short & long span bridges
- Inlays/onlays, Veneers

ADVANTAGES:

- Featuring a comfortable working time, the final light-curing will allow to reduce the setting time while reaching optimal hardness.
- In just three minutes you can have naturally beautiful and strong provisionals.
- Delivered in 1:1 ratio cartridge and in automix syringe, this is the first dual-cure, plasticizer-free provisional material.
- The absence of plasticizers makes the polymerized surface hard, non-sticky and smooth with virtually no inhibition layer, which is perfect for fast polishing.
- Its high-density polymer network provides long polymer chains, making it the 1st in class material for fracture toughness.
- The result: temporaries that actually last long enough, be it single units or long span bridges.
- The ultra-fine fillers give it superior gloss which lasts over time.
- Available in 6 shades, all with natural fluorescence for beautiful results.

ORDERING INFO

Available in 48ml cartridge in shades A1, A2, A3, A3.5, B1, BL and 10ml syringe in shades A1, A2, A3, B1.

RELATED PRODUCTS

OPTIGLAZE color

G-aërial Universal
Injectable

UNIFAST III



Preparation



Because successful treatments start with professional provisional care

REVOTEK LC from GC: Temporary C&B Material

REVOTEK LC, the first single-component light-curing composite resin for temporary restorations delivered as a stick. Fabricating high quality temporary inlays, onlays, crowns, veneers and bridges has never been this easy.

Simply cut, shape and cure.

INDICATIONS

Fabrication of temporary crowns, bridges, inlays and onlays until a permanent treatment is carried out

ADVANTAGES:

- Direct modelling in the mouth without mixing or pre-impressions
- For 60 average size inlays or 30 average size crowns
- Working and setting times are determined by the operator
- Easy removal from the mouth
- Highly wear resistant with negligible risk of fractures
- Composite material with absence of exothermic heat, odour or chemical irritation

ORDERING INFO

Available in the shade B2.

RELATED PRODUCTS

GC Pliers

FREEGENOL

Fuji TEMP LT





Preparation



Because successful treatments start with professional provisional care

UNIFAST III from GC:

Self-curing acrylic resin for temporary inlays, crowns, bridges & repairs

UNIFAST III - introduces the SURF Technology (Surface Uniformity Revolutionary Fixation Technology), a revolutionary polymer processing technology where polymer particles are coated with pigment and guarantee bubble-free, long-lasting and even-coloured mixtures. Handling, physical properties and aesthetics have reached levels beyond expectation with powder liquid resins.

INDICATIONS

What can UNIFAST III bring to your practice?

- Temporary crowns, bridges and inlays
- Implant bridges and closing of implant screw holes
- Dentures with attachments or repairs
- Gingiva reproduction

ADVANTAGES

- Superior handling for brush-on & pouring technique
- Perfect balanced composition for long term temporaries
- Shade range to meet the highest demands
- Time saving coating agent OPTIGLAZE Colour

ORDERING INFO

The powder is available in 35 g, 100 g in following shades: A1, A2, A3, A3.5, B2, E3, Incisal, Clear, No.3 (Pink), No.8 (Pink Veined).

There are also 300 g refills for A2, A3, Incisal, No.8 (Pink Veined).

The liquid is supplied in 40 g (42 ml),

100g (104 ml) and 250 g (260 ml) bottles.

UNIFAST TRAD and UNIFAST LC from GC:

Acrylic for temporary restorations

UNIFAST TRAD and the light-cured equivalent UNIFAST LC both match the functional, periodontal and aesthetic aspects of good temporary restorations.

INDICATIONS

Universal resins for short-term temporary inlays, onlays, crowns and bridges and repair of (partial) dentures.

ADVANTAGES

- Good wettability of powder and liquid makes it easy to produce a homogeneous, bubble-free mix
- "memory effect" to prevent any lasting deformation during removal
- Choice of several shades for both versions
- Highly economical

UNIFAST TRAD specific

- Only 2'30" after mixing, the temporary restoration can be removed from the mouth
- Additional shades for the repair of partial and full dentures

UNIFAST LC specific

- Controlled setting by light curing for working without time pressure

ORDERING INFO

Both products are available in powder / liquid form in a wide range of shades.

RELATED PRODUCTS

GC Pliers

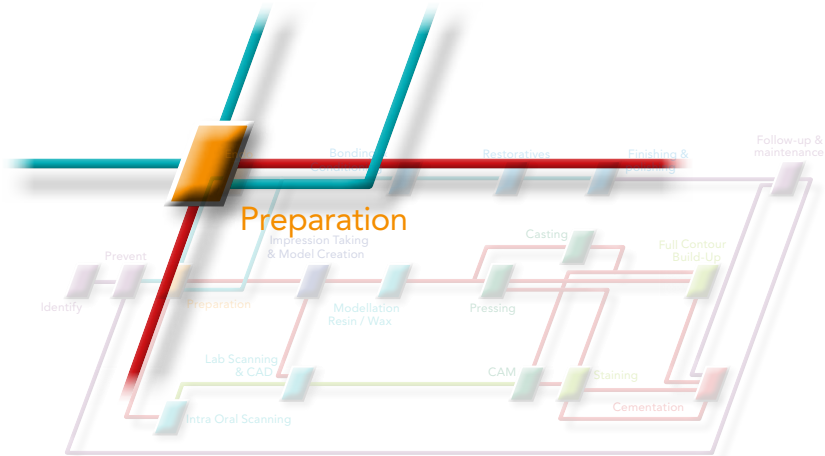


FREEGENOL



Fuji TEMP LT





Temp PRINT from GC: 3D printable light curing composite for temporary crown and bridge

Temp PRINT is a biocompatible Class IIa material for temporary crowns and bridges, free of methyl methacrylate (MMA).

It is designed to use for DLP-based 3D printing, has outstanding mechanical properties and remains stable, even after long-term storage.

INDICATIONS

Temp PRINT is ideal to print temporary crowns, bridges, inlays, onlays and veneers and can easily be glazed and/or characterized with OPTIGLAZE color.

Building bridges for the future

ADVANTAGES

- Unique filler technology
The homogeneous dispersion of surface coated silica fillers contribute to a superior wear resistance. Temp PRINT temporary restorations resist the abrasion in the oral environment easily, making this product ideal for long-term provisional crown and bridges.
- Dynamic Controlled Rheology (DCR)
Thanks to the anti-sedimentation additives in Temp PRINT, handshaking is sufficient to obtain a homogeneous dispersion, even after long-term storage. These anti-sedimentation additives form a shell around the pigments and silica-fillers, preventing them to precipitate. This ensures the highest precision and material stability of Temp PRINT.

ORDERING INFO

Temp PRINT is available in a 500 g Light bottle and 500 gr Medium bottle.



RELATED PRODUCTS

OPTIGLAZE color

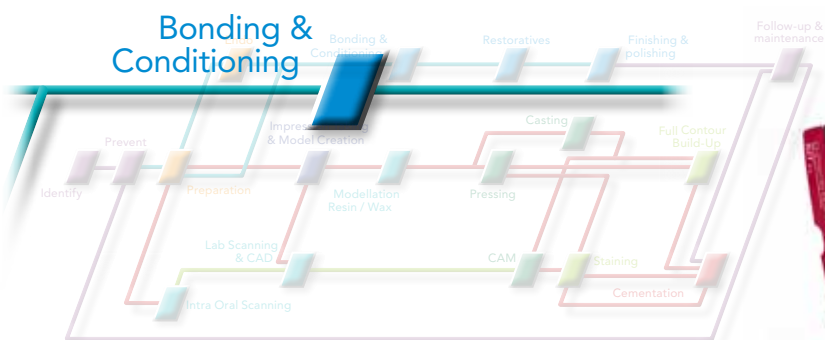
Fuji TEMP LT

FREEGENOL

UNIFAST III

G-ænial Universal
Injectable





G-Premio BOND from GC: One-component light-cured universal adhesive

G-Premio BOND is a one-bottle universal bonding agent compatible with all etching modes. It can be used for direct bonding, but also for repair & hypersensitivity treatment. Moreover, GC wants to offer this ease of use and versatility without any impact on the quality of the bond. G-Premio BOND offers the advantages of a universal, but with a top performance in all situations thanks to a unique combination of three functional monomers (4-MET, MDP, MDTP).

Believe in zero compromises

INDICATIONS

- Direct bonding of light-cured composites and compomers to tooth structure
- Bonding of dual-cure core build up composites to tooth structure, as long as these materials are light-cured
- Bonding of the dual-cured adhesive luting cement G-CEM LinkForce and Light-cure composite G-CEM Veneer to tooth structure
- Intraoral repair of composite, metal-based and zirconia/ alumina-based restorations
- Intraoral repair of ceramic restorations in combination with a silane coupling agent (like G-Multi PRIMER)
- Treatment of hypersensitive teeth
- Sealing of tooth preparation (cavity or abutment) for indirect restorations

ADVANTAGES

Dare to go for...

- Zero debondings: high & durable bond to tooth structure and indirect substrates thanks to 3 functional monomers
- Zero discolorations: extremely thin film thickness (3 µm) and strong bonding layer with high filler content
- Zero post-operative sensitivity: dentin tubules either remain closed or are sealed by the adhesive, preventing sensitivity regardless of the use of etching or not
- Zero mistakes: clear procedure and very low technique-sensitivity
- Zero hassle: one bottle for many uses & excellent handling with optimal wettability and long working time
- Zero waste: short procedure & economical dispensing with 300 drops per bottle

ORDERING INFO

G-Premio BOND is available in a 5mL bottle with a convenient flip-top cap (with or without accessories) and in packs of 50 unit doses (0.1 mL).

RELATED PRODUCTS

Essentia



G-ærial



GRADIA DIRECT



D-Light Pro



G-CEM LinkForce



Bonding & Conditioning



The art of creating permanent connections

G-aenial™ Bond from **GC**:
One component self-etching light-cured adhesive

With the selective etching approach, G-aenial Bond offers the best of both worlds: the simplicity and reduced post-operative sensitivity of a self-etch adhesive, together with the greater bond strength to enamel that was traditionally found only with etch & rinse adhesives.

INDICATIONS

G-aenial Bond can be used in the self-etch or in the selective etch technique for:

- Bonding of light cured composites and compomers to tooth structure
- Bonding of dual-cure luting and core build up composites to tooth structure, as long as these materials are light cured

ADVANTAGES

With G-aenial Bond you get the highest and safest adhesion to both enamel and dentin, regardless of the etching technique you choose:

- Excellent performance on dentin and enamel in self-etch mode
- Possibility to etch enamel without jeopardising the bond strength on dentin
- High adhesion values and very good marginal integrity thanks to the combination of chemical adhesion and micro-mechanical retention
- HEMA- free formulation preventing the degradation of the bonding layer in time for long-lasting adhesion
- No post-operative sensitivity, regardless of the technique or composite used

ORDERING INFO

G-aenial Bond is available in a 5ml bottle, with or without accessories.



Advanced 7th generation bonding with proven long-term performance

G-BOND™ from **GC**:
One component self-etching light-cured adhesive

G-BOND is an easy-to-use self-etching light-cured adhesive.

It utilises both chemical adhesion and micro-mechanical retention principles to form a unique and stable nano interaction zone (NIZ) with the dentin. At the same time, it also offers a reliable adhesion to enamel. Several clinical studies (including one with 9-year follow-up) have proven its extremely good performance in time.

INDICATIONS

G-BOND can be used for:

- Bonding of light cured composites and compomers
- Bonding of dual-cure luting and core build up composites as long as these materials are light cured

ADVANTAGES

G-BOND will give you clinically successful results time after time.

- Mild self-etching providing a very low risk of post-operative sensitivity
- Two functional monomers creating chemical adhesion to dentin and enamel
- One-component system offering a simplified handling and a 30 seconds procedure
- High moisture tolerance decreasing the technique sensitivity of the procedure
- HEMA-free formulation ensuring a durable bond

ORDERING INFO

G-BOND is available in a 5 ml bottle and in packs of 50 unit doses (0.1 ml).

RELATED PRODUCTS

Essentia



G-aenial



GRADIA DIRECT



everX Flow





everX Flow™ from GC: Short-fibre reinforced flowable composite for dentin replacement

everX Flow is a short-fibre reinforced flowable composite indicated for dentin replacement in direct restorations (together with a conventional composite as enamel layer), and for core build-up.

Thanks to the short fibres it contains, everX Flow efficiently reinforces restorations and displays an exceptionally high fracture toughness. Fibres also help to redirect cracks and avoid catastrophic failures, which makes everX Flow an optimal material to use in weakened or cracked teeth, for instance after amalgam removal.

everX Flow has a very thixotropic viscosity which allows it to flow and adapt perfectly to the cavity floor, but without any slumping - even when used in upper molars. This optimal consistency makes your restorative treatment both faster and easier.

everX Flow is available in two unique shades to answer all your clinical needs. The Bulk shade displays a depth of cure of 5.5mm and is perfect for deep cavities, or whenever you want to speed up the treatment. The Dentin shade has a higher opacity and requires to be layered, and will be the best choice when you are looking for the best possible aesthetic results.

Strong to the core

INDICATIONS

- Dentin replacement material for all direct composite restorations including large posterior cavities, deep cavities and endo-treated teeth, cavities with missing cusps or after amalgam removal and cavities where inlays and onlays would also be recommended
- Core build-up

ADVANTAGES

- Optimal to strengthen large restorations thanks to the reinforcing effect of fibres
- Excellent fracture toughness reducing the risk of catastrophic failures
- Perfect thixotropy for an easy placement & adaptation
- No slumping even in upper molars
- Quick procedure when using the Bulk shade (with a layer thickness up to 5,5mm)
- Excellent aesthetic results with the Dentin shade (in layers of 2mm)
- Indicated both for dentin replacement and for core build-up preparations

ORDERING INFO

everX Flow is available in 2ml (3.7g) syringe refills, in Bulk or in Dentin shade

RELATED PRODUCTS

Essentia



G-aenial Universal
Injectable



G-aenial



G-Premio BOND



D-Light Pro



Restoratives



Discover the power of fibres

everX Posterior™ from **GC**:
Fibre-reinforced composite for dentin replacement

everX Posterior is a fibre-reinforced composite designed to be used as dentin replacement, in conjunction with a conventional composite such as Essentia Universal shade used as enamel replacement. The fibres in everX Posterior make it a perfect sub-structure to reinforce any large composite restoration. Fibres also prevent and stop crack propagation through the filling, which is considered to be the main cause of composite failures.

INDICATIONS

- Cavities with 3 surfaces or more to be restored
- Cavities with missing cusps
- Deep cavities (including class I, II and endodontically treated teeth)
- Cavities after amalgam replacement (especially since amalgam placement often leads to initiation of crack and cusp fracture)
- Cavities where onlays & inlays would also be indicated

Note: everX Posterior should always be covered with a layer of light-cured composite.

ADVANTAGES

- Fibres prevent and stop the progression of fractures in the restoration
- Fracture toughness equivalent to dentin and almost double to any composite brings unsurpassed strength to the restoration
- Minimal horizontal shrinkage as fibres contribute to shrinkage reduction in the direction of their orientation
- 4 to 5 mm increments can be cured simultaneously
- Reliable bond to overlaying composite as well as to the tooth structure

ORDERING INFO

everX Posterior is available in packs of 15 or 50 Unitips in a Universal shade (translucent)

RELATED PRODUCTS

Essentia, G-ænial Posterior, GRADIA DIRECT Posterior, G-Premio BOND, D-Light Pro, everX Flow.



Apply, shape, smoothen, enjoy!

Modeling Liquid from **GC**:
Liquid to model composite materials for direct restorations

Modeling Liquid is GC's solution for an easy, fast & efficient application of all direct composite materials. Applied on a brush, it eases the placement & shaping of composites and helps to achieve a perfect morphology and a smooth finish.

INDICATIONS

- Modeling of composite materials for direct restorations using the brush technique

ADVANTAGES

Quick & easy application and shaping

- Using a brush wetted with Modeling Liquid makes the application of all your composite materials easier and faster. The Modeling Liquid eliminates the stickiness of the materials and ensures that they can be placed and shaped easily using the brush. Creating beautiful morphology is no longer a hassle!

A smooth finish for a shorter finishing procedure

- Applying the final layer using a brush wetted with Modeling Liquid also enables to smoothen it efficiently and to achieve a very nice surface. This simplifies the finishing procedure and saves valuable time!

No impact on aesthetic results

- Modeling Liquid is used in a very small amount, simply to wet the modeling brush. Although slightly yellowish during application, it becomes fully transparent after light-curing - guaranteeing the best aesthetic result!

ORDERING INFO

Modeling Liquid is available in 6ml bottles

RELATED PRODUCTS

Essentia, G-ænial, GRADIA DIRECT, everX Posterior



Essentia® from GC:

Light-cured radiopaque universal composite restorative

After years of development, based on the experience of top aesthetic clinicians, GC introduced a paradigm shift in restorative dentistry with an innovative and bold shade concept. Essentia represents the pure essence of composite layering. With just seven syringes, you now have a perfect aesthetic solution for all your restorations. Traditional shade systems rely on different hues (colours), known as A, B, C and D. However, it is known that enamel and dentin have different characteristics which are also changing with time, becoming not only stronger in colour but also more translucent. By breaking away from traditional monochromatic shades and focusing on reproducing the aging characteristics of enamel and dentin, you can obtain a much more natural result in just two simple layers.

INDICATIONS

Discover 6 options to cover all your clinical cases

Anterior: adapt your layering to the age of your patient

- Bleach or Junior restorations: use Light Dentin and Light Enamel
- Young patients: use Medium Dentin and Light Enamel
- Adult teeth: use Medium Dentin and Dark Enamel
- Senior teeth: use Dark Dentin and Dark Enamel

Posterior: choose between natural duo-layering or simple mono-shade restorations

- Dark Dentin is layered with Light Enamel to mimic natural posterior teeth.
- In many situations, the use of Universal alone will already give a very nice aesthetic result.

Aesthetics brought back to the essentials

ADVANTAGES

- Intuitive shade concept, bold & straightforward:
 - Seven shades to solve all clinical cases!
 - Reduced inventory - all shades will be of use
- The different compositions of Dentin & Enamel shades bring natural optical behaviour for beautiful results
- Dentin shades are opaque enough: no need to use an extra opaque shade to mask the preparation line
- Essentia features optimal handling & optical properties in all situations
 - Dentins: soft for an easy sculpting and an excellent shade adaptation
 - Enamels: slightly more compact and guarantee an excellent gloss
 - Universal: packable with a superior blending ability for an easy application in the posterior area
 - Masking Liner: injectable and very opaque, perfect for deep discoloured cavities
- Essentia simplifies the polishing procedure, with only a few steps to achieve long-term gloss retention
- The 4 modifiers (3 stains & 1 Opalescent shade) offer the possibility to characterise even further the restoration

ORDERING INFO

Essentia is available in syringes of 2 ml and unitips of 0.16 ml (packs of 15).

Essentia is available in 3 Dentin Shades (Light, Medium, Dark); 2 Enamel shades (Light, Dark); 1 Universal Shade and 1 Masking Liner.

The Essentia Modifiers are: White, Black and Dark Brown Modifier stains and Opal Modifier.

RELATED PRODUCTS

G-aenial Universal Injectable



GC Modeling Liquid

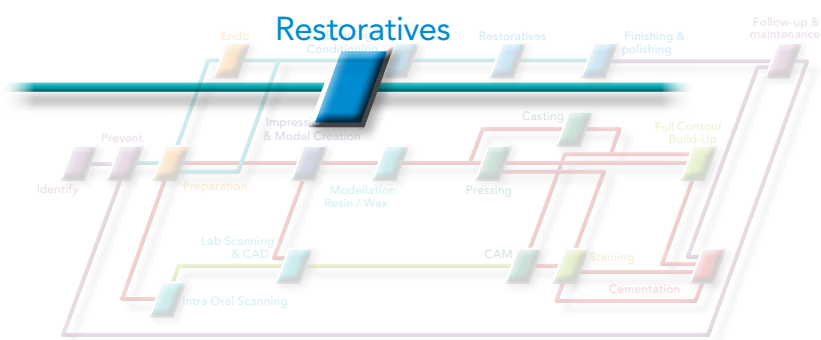


G-Premio BOND



DiaPolisher Paste





Essentia® Universal shade from GC: Universal light-cured composite with 3 different consistencies

With the Essentia Universal shade, GC throws the door to simplification wide open. Essentia Universal shade is the ultimate solution for posterior restorations: one shade with an amazing blending effect, available in three viscosities.

Part of the Essentia range, this Universal shade is the ultimate choice for posterior restorations that require high physical properties, easy application and a good blending ability. This means that you reduce inventory by having one shade that fits all your posterior restorations. Easily applied thanks to its consistency, Essentia Universal guarantees your clinical success in the posterior region.

Choose between a paste (Essentia Universal (U)), an injectable (Essentia LoFlo) & a very flowable viscosity (Essentia HiFlo) depending on what is most useful for each case. From cervical to occlusal restorations, all versions of the Universal shade are strong enough for all cavity classes, without limitations.

One shade fits all

INDICATIONS

- Direct restorative for Class I, II, III, IV and V cavities
- Liner or base
- Blocking out undercuts
- Fissure sealant
- Sealing hypersensitive areas
- Repair of (in)direct aesthetic restorations, temporary crown & bridge, defect margins when margins are in enamel

ADVANTAGES

More about Essentia Universal Paste:

- Perfect blending effect with only one shade
- Reduced inventory
- Packable for an easy application
- Excellent flexural strength and wear resistance

More about Essentia HiFlo:

- Very fluid viscosity optimal for lining and small cavities
- Great wettability and adaptation to the tooth tissues
- Very high radiopacity even in a thin layer

More about Essentia LoFlo:

- Thixotropic viscosity optimal for Class V and Class I cavities
- Very high wear resistance

ORDERING INFO

Essentia Universal (U) Paste, Essentia HiFlo & LoFlo are available in a 2 ml syringe

RELATED PRODUCTS

Essentia



G-Premio BOND



D-Light Pro





G-aenial® Anterior and Posterior from GC: Light-cured radiopaque composite restorative

G-aenial is the material of choice when you are looking for a restorative that will meet the aesthetic expectations of all your patients - in most cases with only one shade. Being a forgiving composite that offers beautiful and natural looking high gloss restorations whilst being extremely easy to use, makes it a composite suited to everyday use. G-aenial also gives you more working time so you are free to shape and sculpt it to obtain the ideal anatomical form and aesthetics with ease.

The art of creating invisible aesthetics

INDICATIONS

G-aenial features a unique composition which provides an excellent chameleon effect and integration – in most cases with only one shade.

To replace enamel, G-aenial features an age-related shade system:

- Junior Enamel (JE) for young patients
- Adult Enamel (AE) for adult patients
- Senior Enamel (SE) for senior patients

ADVANTAGES

G-aenial Anterior will reinforce your aesthetic skills and ability to match every restoration with nature.

- Suited to all application techniques: from mono-shade beauty to a thousand aesthetic possibilities using multi-shade layering
- Smooth, non-sticky viscosity that can even be handled with a brush
- Stress-free work in multi-layer restorations: working time of around 4 min.
- Aesthetic & radiopaque: unique patented High-Density Radiopaque (HDR) filler technology for easy traceability through X-rays

G-aenial Posterior is formulated to provide both strength and low shrinkage stress to help reducing the risk of long term failure.

- Excellent aesthetics with just a single shade
- Adequate radiopacity of 252 % Al facilitates the follow-up
- Non-sticky packable viscosity for better control contouring and building anatomical forms

ORDERING INFO

To meet all aesthetic demands, G-aenial Anterior is available in 22 shades with 3 different opacities: Enamel (Outside Shades), Dentin (Standard Shades), and Opaque Dentin (Inside Shades). G-aenial Posterior has an adapted shade assortment with 4 Standard Shades and 2 Outside Shades.

RELATED PRODUCTS

G-aenial Bond



EPITEX



New Metal Strips



GC Modeling Liquid



G-aenial Flo X





G-aenial® Universal Injectable from GC: High-strength restorative composite

Featuring a high load of ultra-fine Barium particles and GC's Full-coverage Silane Coating (FSC) technology, G-aenial Universal Injectable is incredibly strong - even stronger than leading paste composites on the market.

Thanks to these amazing properties, G-aenial Universal Injectable is indicated for all cavity classes without covering layer. It also features a high radiopacity of 252% - ideal to follow up your restorations and to easily detect any secondary caries. Its unique highly thixotropic viscosity adapts to any clinical situation: the material does not slump during placement, but can flow when moved around with an instrument. It also does not stick to the tip, which eases the application.

G-aenial Universal Injectable features dispensing tips with a long needle that can be curved simply by applying a light pressure with your fingers. This will give you access to any difficult posterior cavity! On top of all this, G-aenial Universal Injectable offers an unsurpassed polishability and gloss retention and comes in 16 shades in three translucency levels - making it an excellent choice for long-term aesthetics.

INDICATIONS

- Direct restorative for Class I, II, III, IV and V cavities
- Fissure sealant
- Sealing hypersensitive areas
- Repair of (in)direct aesthetic restorations, temporary crown & bridge, defect margins when margins are in enamel

RELATED PRODUCTS

G-Premio BOND



D-Light Pro



G-aenial



EXACLEAR



Transform the way you work
Start injecting with our strongest
direct restorative ever

- Blocking out undercuts
- Liner or base
- Realisation of crowns & bridges, inlays and veneers using the indirect technique
- Splinting of teeth in combination with fibres such as everStick fibres

ADVANTAGES

Stop covering!

- Exceptional strength & wear resistance thanks to the combination of ultra-fine Barium fillers & GC's Full-coverage Silane Coating (FSC) technology
- Suitable for any cavity class without size limitation
- Strong enough without the need to cover with a conventional composite

Start injecting!

- Unique thixotropic viscosity, optimal for free-hand build-up of cusps
- Shorter finishing steps as the anatomy is already created

Enjoy the handling!

- New syringe design featuring easy extrusion & no uncontrolled flow-out
- Optimal viscosity to easily separate the material from the tip
- New tips with a long bendable needle for unparalleled access to difficult posterior cavities

Make your aesthetics long-lasting!

- Wide range of shades in three levels of translucency
- Excellent polishability and gloss retention

ORDERING INFO

G-aenial Universal Injectable is available in 16 shades with 3 translucency levels (XBW, BW, A1, A2, A3, A3.5, A4, B1, B2, CV, CVD, AO1, AO2, AO3, JE, AE).

Restoratives



The art of creating the foundation of perfect aesthetics

G-aenial® Flo X from GC: Light-cured radiopaque flowable composite

Are you looking for a suitable flowable composite where optimal handling, durability and ideal aesthetics are key requirements? GC has created G-aenial Flo X, offering improved strength and a very fluid placement. Its high radiopacity even at low thickness, excellent wettability and easy application (even in deep cavities) make it the perfect partner for all your posterior restorations!

INDICATIONS

G-aenial Flo X is ideal for all the traditional flowable indications:

- As a liner or to block undercuts
- In tunnel preparations
- For the restoration of small cavities and defects
- As a fissure sealant

ADVANTAGES

G-aenial Flo X benefits from the following unique features:

- Low viscosity optimal for lining, and excellent wettability for immediate adaptation to the cavity walls
- High radiopacity even at low thickness (303 % at 1 mm thickness, 284 % at 0.5 mm) to ensure perfect visibility on X-rays and easy detection of secondary caries
- Comfortable application with a new ergonomic syringe design featuring a thin nozzle and easy extrusion
- Balanced physical properties for the best compromise between strength and flowability

ORDERING INFO

G-aenial Flo X comes in syringes of 2 ml, available in 8 aesthetic shades: A1, A2, A3, A3.5, A4, CV and 2 opaque shades: AO2 and AO3.

RELATED PRODUCTS

G-aenial Bond



G-Premio BOND



everX Flow



CERASMART



The art of creating injectable aesthetics

G-aenial® Universal Flo from GC: High-strength injectable light-cured restorative composite

G-aenial Universal Flo is an exclusive blend of injectable viscosity for easy and convenient placement even in deep cavities, combined with outstanding physical properties for safe and durable restorations. It's the answer to many difficult cases where you do not want to compromise between perfect placement, aesthetics and strength. It can also be used as a light-cured composite luting cement.

INDICATIONS

- Direct Class I, II, III, IV, V
- Splinting
- Minimum intervention cavities
- Realisation of inlay, onlays, crowns and bridges with an indirect technique (lab or chairside)
- Adhesive luting of ceramic and composite inlays, onlays and veneers with less than 2 mm thickness

ADVANTAGES

- Balanced physical properties for durable restorations in all indications
- Excellent wear resistance for optimal use on occlusal and cervical surfaces
- Carefully balanced viscosity: smoothly flowing for easy placement but also highly thixotropic to hold its shape
- Optimal polishability and very high gloss retention over time
- Wide range of shades in three translucency levels for the highest aesthetics

ORDERING INFO

G-aenial Universal Flo comes in syringes of 2 ml with a broad range of 15 shades: Standard Shades (BW, A1, A2, A3, A3.5, A4, B1, B2, B3, C3, CV), Inside Shades (AO2, AO3) and Outside Shades (JE, AE)
You can choose between plastic or needle (metal) dispensing tips.



GRADIA® DIRECT from GC: Light-cured anterior & posterior composite restorative

With GC's GRADIA DIRECT, you can handle all your in-surgery aesthetic restorations with just one easy-to-use restorative. Whether it's a single shade or a multi shade procedure, using GRADIA DIRECT makes it easier and quicker to achieve a superb, natural looking and long-lasting restoration. Due to the remarkable shade adaptation to the surrounding tooth structure, aesthetic restorations can easily be achieved with only one shade. The combination of different shades will offer unlimited aesthetic results, using a maximum of three shades for an anterior restoration and two shades for a posterior restoration.

One-shade simplicity and aesthetic invisibility

INDICATIONS

- Standard Shades: chameleon effect shades for anterior and posterior restorations.
- Outside Special: translucent shades for anterior and posterior restorations.
- Inside Special: opaque shades for anterior restorations only.

ADVANTAGES

With GRADIA DIRECT from GC you can handle all your aesthetic restorations with just one easy-to-use restorative.

- Micro-filled resin hybrid composite
- Unique colour concept for invisible restorations
- Longer working time due to a low sensitivity to the operating light
- Well-balanced viscosity leading to a superior handling

GRADIA DIRECT Anterior: excellent aesthetics and surface smoothness

GRADIA DIRECT Posterior: excellent mechanical properties and fracture toughness to resist occlusal stress

GRADIA DIRECT X: 60 % more radiopacity

ORDERING INFO

GRADIA DIRECT is available in syringes and unitips in the following shade assortment:

- Anterior shades: XBW, BW, A1, A2, A3, A3.5, A4, B1, B2, B3, C3, CV, CVD, AO2, AO3, AO4, DT, CT, GT, NT, WT & CVT
- Posterior shades: P-A1, P-A2, P-A3, P-A3.5, P-WT & P-NT
- Radiopaque shades: X-A1, X-A2, X-A3, X-A3.5, X-A02 & X-WT.

RELATED PRODUCTS

everX Flow



G-Bond



EPITEX



New Metal Strips



Restoratives



The winning team for aesthetic restorations

GRADIA® DIRECT Flo from GC: Light-cured flowable hybrid composite

GRADIA DIRECT Flo is a flowable, light-cured, radiopaque hybrid resin which simplifies sandwich restorations, due to proper flow characteristics and direct application from a syringe. GRADIA DIRECT Flo has been specially designed for use with GRADIA DIRECT. Its shades are a perfect match to the colour concept of this easy to use and highly aesthetic composite.

INDICATIONS

- Ultra small minimal intervention cavities
- Liner / base
- Fixation of mobile teeth
- Repair of defective composite restorations

ADVANTAGES

- Micro hybrid composite
- Non running - non sticking formulation that adapts nicely to cavity walls
- Radiopaque to facilitate diagnosis
- Adapted syringe design for easy manipulation

ORDERING INFO

GRADIA DIRECT Flo comes in syringes of 1.5 g / 0.8 ml in the following shades: A1, A2, A3, A3.5, AO3, CV and BW. Choose between 2 types of dispensing tips: metal or plastic.

GRADIA® DIRECT LoFlo from GC: High-viscosity flowable micro-filled hybrid composite with HDR technology

GRADIA DIRECT LoFlo is the first flowable to be considered as a real restorative, not only for class V or as a liner, but also for class I, class II and class III restorations. Introducing the new HDR (High-Density Radiopaque) technology, GC presents a flowable restorative with high physical properties.

INDICATIONS

- Restoration of Class I, II, III, IV, V cavities
- Restoration of root surface caries
- Restorations in deciduous teeth
- Filling tunnel shaped cavities
- Sealing hypersensitive areas

ADVANTAGES

- Wear resistance and fracture toughness at the level of posterior composites
- Wettability allows for perfect adaptability without slumping
- The 7 available shades blend invisibly into the surrounding tooth structure
- HDR pre-polymerized fillers with nano-silica filler technology significantly increase durability, polishability and radiopacity
- Fluoro-alumino-silicate glass brings you protection against secondary decay in addition

ORDERING INFO

GRADIA DIRECT LoFlo comes in syringes of 1.3 g / 0.8 ml in the following shades: A1, A2, A3, A3.5, AO3, CV and BW. Choose between 2 types of dispensing tips: metal or plastic.

RELATED PRODUCTS:

GRADIA DIRECT
Anterior & Posterior



G-Bond



everX Flow



DiaPolisher Paste



Bonding & Conditioning



The perfect start of any glass ionomer restoration

CAVITY CONDITIONER and DENTIN CONDITIONER from GC: Cavity cleaning agents

CAVITY CONDITIONER and DENTIN CONDITIONER are mild polyacrylic acid solutions designed to remove the dentinal smear layer and to condition dentine and enamel before the application of your glass ionomer restorative. They will increase the bond between your glass ionomer cement and tooth structure for added longevity.

INDICATIONS

To be used in combination with GC's glass ionomer restoratives. Apply with a pellet, rinse with water, dry without desiccating and apply the glass ionomer.

ADVANTAGES

- Cleans the surface effectively for improved adhesion
- Creates mechanical retention
- Enhances the marginal seal
- Blue tint for a controlled application

CAVITY CONDITIONER specific:

- 20 % polyacrylic acid with application time of 10 seconds
- 3 % aluminum chloride hexahydrate to seal the dentin tubules to reduce the risk of post-operative sensitivity

DENTIN CONDITIONER specific:

- 10 % polyacrylic acid with application time of 20 seconds.

ORDERING INFO

CAVITY CONDITIONER comes in a 6 g/5,7 ml liquid bottle; DENTIN CONDITIONER comes in a 25 g/23,8 ml liquid bottle.

Restoratives



Faster,
Easier,
Better

Fuji LINING® LC from GC: Light-cured glass ionomer lining material

Fuji LINING LC is a light-cured glass ionomer that is used as a liner or a base under composite or amalgam restorations. It has a high-compressive strength, minimal polymerization shrinkage and extremely low solubility. Fuji LINING LC minimises sensitivity and provides long-term fluoride release.

INDICATIONS

As a base or liner in prepared cavities.

ADVANTAGES

- Controlled setting time
- Low water-solubility and insensitive to humidity
- Excellent bond to tooth structure without conditioning
- Tight bond to composite resin
- Radiopaque to facilitate post-operative diagnosis

Fuji LINING LC Paste Pak specific

- Simple, accurate dispensing and easy bubble-free mixing

ORDERING INFO

Fuji Lining LC is available as paste-paste in Paste Pak Cartridges of 7 g (4.7 ml) or as powder / liquid in bottles of 10 g and 6.8 ml.

RELATED PRODUCTS:

Fuji IX GP family



Fuji VIII GP



Fuji II LC





EQUIA Forte™ HT from GC: Bulk fill glass hybrid long term restorative system

EQUIA Forte HT is a new innovative member of GC's Glass Hybrid family. A restorative system designed to provide you a unique long-term solution for your posterior restorations.

INDICATIONS

- Class I restorations
- Stress bearing Class II restorations (see technique guide for suggested cavity preparations)
- Non-stress bearing Class II restorations
- Intermediate restorative
- Class V and root surface restorations
- Core build up
- Amalgam alternative
- MIH restorative solution
- Gerodontology
- Pedodontics

Restorations that can cross generations

ADVANTAGES

Unique Glass Hybrid Technology

- The uniqueness of a new Glass Hybrid Technology resides in:
- Using different sizes of filler's particles
- Intelligent particle's distribution and interaction in the filling matrix
- Combining the filling material with a protective multifunctional monomer coat

Strong

- Superior bulk fill material for class I & II restorations*
- The high-molecular-weight polyacrylic acid in the filling makes the cement matrix stronger and chemically more stable
- EQUIA Forte Coat fillers increases surface hardness and wear resistance

Easy to handle

- Moisture tolerant, no rubber dam needed
- Long working time and short setting time, making the total procedure from application to coating of only 3'25"
- Small particles acting as lubricant for an easy contour and non-sticky handling
- No need for conditioning or bonding with its built-in chemical adhesion capacity and outstanding wettability

Translucent

- Using particles and fillers with close refractive indexes reflects more light to the eye and gives more translucency
- With EQUIA Forte HT your posterior restoration is more natural and aesthetic

ORDERING INFO

EQUIA Forte HT is available in different packs: Intro pack 20 capsules; Promo pack 100 capsules; Clinic pack 200 capsules; Assorted pack 50 capsules and Refill pack 50 capsules. Shades: A1, A2, A3, A3.5, B1, B2, B3 and C4.



RELATED PRODUCTS

CAVITY CONDITIONER



DENTIN CONDITIONER



Capsule Applicator IV



Capsule Mixer CM-II





EQUIA from GC:

Self-adhesive bulk fill posterior restorative system

EQUIA is a unique restorative system for aesthetic and economical posterior restorations with impressive strengths on all levels. The EQUIA system unites EQUIA Fil, a new generation of glass ionomer, and EQUIA Coat, a highly-filled resin coating material that brings glass ionomer technology to the next level and offers you a new dimension in restorative dentistry. Compared to many other restorative options EQUIA gives a substantial time advantage. The incomparable aesthetics widen your posterior restorative options to fulfil your patients' expectations. Being clinically proven over several years, this system offers a great alternative for your daily routine.

INDICATIONS

EQUIA may be used as a permanent restoration material for any sized Class I and in smaller Class II cavities*. EQUIA is a reliable choice for long-term dental restorations, even in load bearing teeth surfaces*.

ADVANTAGES

- No bonding agent needed, chemical adhesion with tooth structure
- Low moisture sensitivity
- Bulk placement with only 3'30" in total needed from start to finish
- Filler content provides wear resistance and fracture toughness
- Optimal protection of marginal seal for long-lasting restorations
- Tooth coloured restorative material, with real translucency and natural gloss and smoothness

*Data available on file

**Processing times are based on experiences of the manufacturer

ORDERING INFO

The EQUIA system is available in a variety of single and combination packages, consisting of capsules of EQUIA Fil and a bottle of EQUIA Coat in the following Vita® shades: A1, A2, A3, A3.5, B1, B2, B3, C4 and SW (Standard White).

CHANGE TO "PUSH & MIX"!



Fuji I | Fuji PLUS | Fuji ORTHO LC | G-CEM | EQUIA | EQUIA Forte
EQUIA Forte HT | Fuji II | Fuji II LC | Fuji IX | Fuji TRIAGE | Miracle Mix

RELATED PRODUCTS

CAVITY CONDITIONER



DENTIN CONDITIONER



Capsule Applier IV



Capsule Mixer CM-II





Fuji IX GP from GC: Packable glass ionomer restorative

Fuji IX GP is one of the world's leading glass ionomer restoratives. A conventional, self-curing glass ionomer, it's easy to pack and contour in the cavity and works splendidly in posterior Class I, II, and V restorations. It's also ideal for core build-up or as a base.

If speed is essential, you'll want to use Fuji IX GP FAST.

If you are looking for extra aesthetics then Fuji IX GP EXTRA is the material of choice. The result is natural aesthetics never before achievable with conventional glass ionomer.

The power of advanced glass ionomer technology

INDICATIONS

Fuji IX GP is ideal for permanent or temporary Class I and II restorations in children's teeth, non-load-bearing Class I and II restorations in adult teeth, Class V and root surface restorations, core build-up and for use with a composite or an inlay in the immediate or delayed sandwich technique.

ADVANTAGES

As a genuine glass ionomer Fuji IX GP exhibits properties and an ease of use that can meet all your demands of modern restorative materials.

- Easy-to-use packable posterior glass ionomer with high wear resistance
- Intrinsic adhesion to dentine and enamel, without the need for etching and bonding or rubber dam
- Can be used with metal matrices for easy contouring
- Single step placement
- Good radiopacity, facilitating postoperative diagnosis
- Excellent biocompatibility

Fuji IX GP FAST specific:

- Shorter setting time
- Thicker consistency for easy packing
- Stronger for improved longevity

Fuji IX GP EXTRA specific:

- Extra fluoride release
- Extra fast start finishing and polishing just 2'30" after mixing.
- Extra translucency for improved aesthetics

ORDERING INFO

Fuji IX GP is available in boxes of 50 capsules or in powder - liquid delivery in following Vita® shades:

A2, A3, A3.5, B2, B3 and C4

Fuji IX GP Fast is available in capsules only in the Vita® shades: A1, A2, A3, A3.5, B1, B2, B3 and C4

Fuji IX GP EXTRA comes in boxes of 50 Capsules or in powder - liquid delivery in following Vita® shades:

A1, A2, A3, A3.5, B1, B2, B3 and C4.

RELATED PRODUCTS

CAVITY & DENTIN
CONDITIONER



Capsule Applier IV



Capsule Mixer CM-II



G-COAT PLUS





Fuji II LC from GC: Light-cured glass ionomer restorative

Clinically proven Fuji II LC restorative brings you all the advantages of a conventional glass ionomer. Fuji II LC Powder-Liquid's new smaller glass particles allow greater density which assures a smoother, glossier, more attractive finish. The harder material offers higher abrasion resistance so the restorations retain a brilliant, discoloration-free surface finish longer. Clinically Proven. After two years: 100% retention. No sensitivity. No evidence of secondary caries. And no change in surface luster.

INDICATIONS

Although designed primarily as a restorative material for use in Class III and Class V restorations, cervical erosions / abfraction lesions and root surface caries liner/base, Fuji II LC is a multipurpose material, with secondary indications such as liner, base and core build-up.

Living innovation

ADVANTAGES

Fuji II LC is the worldwide leading light-cured glass ionomer restorative because of its important advantages

- Excellent translucency - 10 Vita 2 shades
- Continual Rechargeable Fluoride Release
- Strengthens tooth structure reduces incidence of secondary decay almost 10 times more fluoride release than compomers
- Easy Procedure
- Fewer steps than compomers and composites
- Reduced chair time
- Toothlike Coefficient of Thermal Expansion
- Clinically Insoluble
- Biocompatible and Radiopaque

ORDERING INFO

Fuji II LC is delivered in packs of 50 capsules or Fuji II LC Improved is delivered as powder & liquid in bottles of 15 g powder and 6.8 ml liquid.

Following 11 Vita® shades are available: A1, A2, A3, A3.5, A4, B2, B3, B4, C2, C4 and D2.



RELATED PRODUCTS

CAVITY & DENTIN
CONDITIONER



Capsule Applicator IV

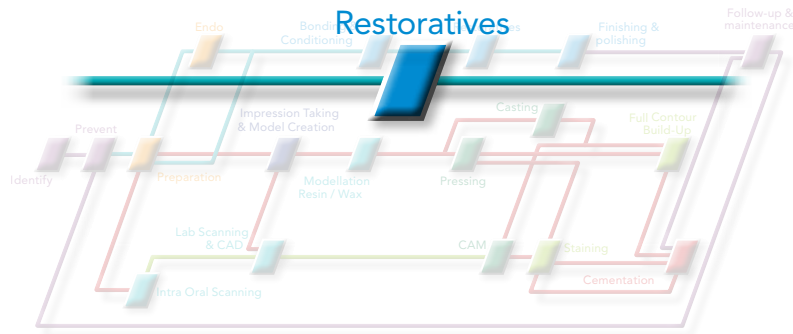


Capsule Mixer CM-II



G-COAT PLUS





Discover GC's innovative solutions for all your restorative challenges

Since its foundation, GC has always had a strong focus on the development of **innovative restorative materials** to fit each clinical situation. Almost a hundred years down the line, GC is proud to display a full portfolio of restorative products and to be able to guide you through...

GC Smart Solutions for all your clinical challenges.



Choose a Glass Ionomer



High caries risk?



Less cooperative patients?



Temporisation solution needed?

Choose a Glass Hybrid



No perfect isolation possible?



Moderate aesthetic demand or affordable solution needed?



Long-term solution needed?

Choose a Composite



Good isolation possible?



High aesthetic demand?



High strength required?

Restoratives



Fibre reinforcements for daily dentistry

everStick®C&B from GC:

Glass fibre reinforcement for minimally invasive composite bridges

With GC's everStickC&B you can prepare composite bridges reinforced with fibres in one single visit, using a reversible and minimally invasive technique. This evidence-based fibre reinforcement technology provides you with a metal-free, cost-effective treatment method to complement your prosthetic treatment choices.

INDICATIONS

For every indication to replace missing teeth either temporarily, transitionally or for long-term use:

- Full cover crowns & bridges
- Surface-retained and implant-supported bridges
- Inlay, onlay and hybrid bridges

All these restorations can also be prepared in the dental laboratory.

ADVANTAGES

everStickC&B enables you to create reversible fibre-reinforced bridges, by preserving healthy tooth structure for as long as clinically possible.

- Reliable and aesthetic way to replace missing teeth in one single visit
- Perfect to provide an immediate solution for emergency situations such as trauma cases, or after extractions
- In case of agenesis, perfect solution for the replacement of missing laterals before an implant can be placed
- Economical alternative in case the patient cannot afford conventional treatments
- Ideal for both anterior and posterior bridges
- Excellent bonding to composites thanks to the patented IPN structure

ORDERING INFO

everStickC&B is available in refills of 1 x 8 or 2 x 12 cm.

everStick®NET from GC:

Glass fibre reinforcement for labial splinting

With its extremely thin and aesthetic bi-directional fibre mesh, everStickNET is the optimal choice for labial splints in trauma cases. This pre-impregnated glass fibre splint offers a minimally invasive solution featuring reliable bonding, optimised handling properties and aesthetics.

INDICATIONS

- Labial splinting of traumatized teeth
- Labial periodontal splinting
- Repair and reinforcing of veneers, crowns...

ADVANTAGES

- Metal-free, transparent and highly aesthetic solution
- Easy to place
- Comfortable for the patient thanks to a low thickness, not interfering with masticatory functions
- Can be re-activated, easy to remodel or repair
- Easy to remove when necessary
- Excellent bonding to composites thanks to patented IPN structure

ORDERING INFO

everStickNET is available in refills of 30 cm².

RELATED PRODUCTS

StickSTEPPER



StickCARRIER



StickRESIN



StickREFIX D



Restoratives



Fibre reinforcements for daily dentistry

everStick®ORTHO from **GC**:
Glass fibre reinforcement for aesthetic orthodontic retainers

everStickORTHO is indicated for the aesthetic retention phase after active orthodontic treatment. The resin matrix holds the individual glass fibres in a bundle, which facilitates the handling and adaptation to the arch.

INDICATIONS

Patient-friendly metal-free orthodontic retainers

ADVANTAGES

everStickORTHO from GC offers an aesthetic and cost-effective alternative for the retention phase after active orthodontic treatments.

- High aesthetics thanks to a good blending with the natural tooth structure
- Easy to adapt directly on the teeth, eliminating the need for study models or second visits
- Comfortable to wear and easy to clean
- Completely metal-free, minimising the risk of allergies
- Excellent bonding to composites thanks to patented IPN structure

ORDERING INFO

everStickORTHO is available in refills of 2 x 12 cm.

everStick®PERIO from **GC**:
Glass fibre reinforcement for periodontal splinting

everStickPERIO is a bundle of pre-impregnated unidirectional glass fibres, indicated for minimally invasive and reliable splinting of mobile teeth. Featuring optimal handling properties and aesthetics, it also offers a long-lasting and comfortable solution for periodontally compromised patients.

INDICATIONS

- Surface-retained or intra-coronal splinting
- Combined periodontal splints and surface-retained bridges

ADVANTAGES

- Metal-free, transparent and highly aesthetic solution
- Comfortable for the patient thanks to a low thickness preventing it from interfering with masticatory functions
- Excellent bonding to composites thanks to patented IPN structure
- Can be re-activated, easy to remodel or repair
- Easy to remove when necessary

ORDERING INFO

everStickPERIO is available in refills of 1 x 8 or 2 x 12 cm.

RELATED PRODUCTS

G-aenial Universal Injectable

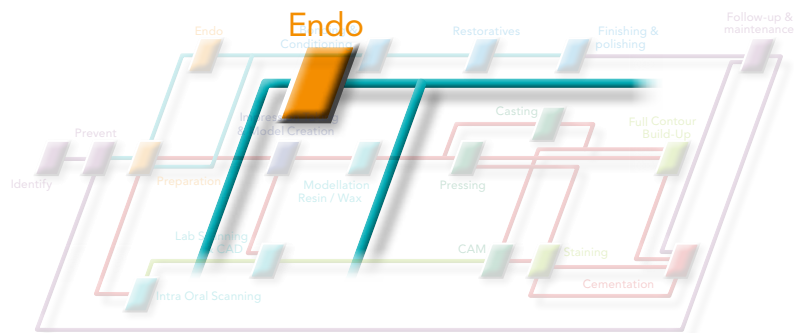


G-Premio BOND



StickREFIX L





Simplify your daily work with an intelligent system

GRADIA® CORE from GC: Aesthetic core build-up and post luting composite

With GRADIA CORE you can offer your patients strong core build-ups, that provide long-term support to the overlaying indirect restorations. GRADIA CORE combines luting and core build up into one product with ideal handling properties. It is designed to be used together with GC's universal bonding G-Premio BOND & its DCA (Dual-Cure Activator). The finishing phase can already start from 5 minutes after the core build-up application.

INDICATIONS

- Core build-up
- Post cementation

ADVANTAGES

GRADIA CORE is an ideal system for aesthetic core build-up and post luting in only one sitting.

- No need for a dedicated bonding: GRADIA CORE is compatible with GC's universal bonding G-Premio BOND & G-Premio BOND DCA
- Thanks to its optimal thixotropic behaviour, luting and core build-up can be done with the same material
 - GRADIA CORE will flow into the canal for easy post insertion
 - The material will stay in place and can be built-up without matrix
- Cutting feeling similar to dentin
- Safe polymerisation in both light-cure and self-cure modes
- Radiopacity superior to enamel

ORDERING INFO

GRADIA CORE comes in cartridges of 10 ml (20 g). G-Premio BOND is available as a 5ml refill. G-Premio BOND DCA is available as a 3ml refill. To help you starting up with the product, a series of kits are available.

RELATED PRODUCTS

G-Premio BOND, G-Premio BOND DCA, G-Multi PRIMER, FIBER POST, everStickPOST

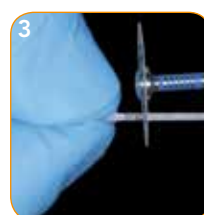
step by step with FIBER POST




1 Prepare post space



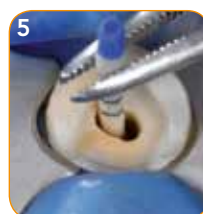
2 Trial fit the post



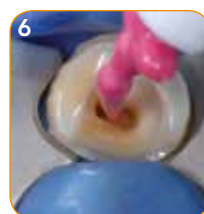
3 Cut the post to the desired length



4 Treat the post with silane agent such as CERAMIC PRIMER



5 Rinse and dry with air syringe and paper point



6 Treat the surfaces to be bonded with the recommended bonding agent



7 Dry with medium air pressure for 10 sec. Light-cure for 10 sec.



8 Dispense GRADIA CORE into the post space



9 Seat the post. Light-cure for 5 sec.



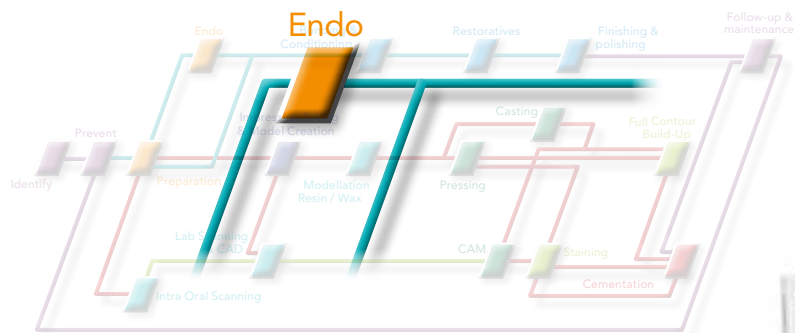
10 Build-up with GRADIA CORE



11 Light-cure each surface for 10 sec.



12 Self-cure for 5 min. if the light cannot reach the material. Then start contouring



everStick®POST and FIBER POST from GC: Glass Fibre Posts

Whether you have to restore a curved, a large or a simple straight root canal, GC offers you a perfect and adapted solution to simplify and strengthen your core build-up restorations. FIBER POST is a conventional hard glass fibre providing perfect support for routine core build-up restorations. everStickPOST is a soft, flexible and unpolymersized glass fibre post which can be individually adapted to the shape of the root canal.

step by step soft with everStickPOST



Initial situation with a trauma on the right upper central incisor



Irrigating the root canal with a saline solution and drying with paper points



Creating a customized everStickPOST by condensing laterally shorter pieces onto the main post



Removing the uncured post and injecting the dual-cure self-adhesive cement G-CEM LinkAce



Placing the post back in the canal and light-curing for at least 40s



Building up with G-aërial Anterior on top of the fibre structure



Final polished restoration

The post assortment adapted to all clinical needs

INDICATIONS

FIBER POST is a conventional hard post providing strength, radiopacity and light-conduction for optimal performance in straight canals. everStickPOST is especially suited to fit the morphology of atypical canals such as curved, oval as well as very large root canals.

ADVANTAGES

FIBER POSTS

- Available in 5 diameters, including very small posts of 0,8 and 1 mm
- Even and dense repartition of fibres within the post (77 % in weight) ensuring a high resistance to load and a flexural strength similar to metal
- Unique light transmission to ensure better polymerization of the luting composite
- Radiopaque for easy diagnosis

everStick®POST

- Minimally invasive preparation reducing risks of fracture since the posts are fully adaptable to the morphology of the canal before light-curing
- High flexural strength after light-curing and elasticity very similar to dentin
- Strong bond to the luting composite thanks to the patented IPN structure offering both chemical and micro-mechanical adhesion

ORDERING INFO

FIBER POST is available in packages of 10 posts in the following sizes: 0,8, 1,0, 1,2, 1,4 and 1,6 mm. The drills are available in sizes 1,2, 1,4, and 1,6 mm.

everStick®POST is available in packages of 10 posts in the following sizes: 0,9, 1,2 and 1,5 mm.

RELATED PRODUCTS

G-Multi
PRIMER

G-CEM
LinkAce

GRADIA
CORE

StickRESIN





D-Light® Pro from GC: Dual wavelength LED curing light

D-Light Pro is a high-performance dual-wavelength curing light developed to broaden your options: efficient light-curing of course, but much more besides.

It offers two curing programs with dual wavelength: High Power (1400mW/cm²) for all routine cases, and Low Power (700mW/cm²). Thanks to the blue & violet LEDs used in these two curing modes, D-Light Pro can efficiently polymerise all light-cured dental materials.

Besides, D-Light Pro also offers a unique Detection Mode based on near-UV light only. This violet light will enable you to spot what is not always visible to the naked eye: from infected dentin to plaque, micro-leakage, fluorescent restorations or excess cement, cracks...

D-Light Pro also features a very light & thin handpiece, which can be manipulated just like a hand instrument and offers maximum comfort for both patient and clinician, and is also fully autoclavable.

See more than meets the eye

INDICATIONS

- Polymerisation of visible light-cured materials curing with a wavelength range of 400 to 480nm
- The Detection mode (DT) assists the visualisation of bacteria in plaque, fissures, infected dentin and the presence of micro-leakage. It also helps to identify fluorescent restorative materials, and to evaluate the depth of cracks in the tooth structure

ADVANTAGES

- Two curing programs: High Power for maximum efficiency and Low Power to limit heat generation in sensitive cases
- A unique Detection mode to see the invisible (bacterial activity, fluorescent restorations, cracks...)
- A fully autoclavable handpiece for maximum hygiene
- A very light & thin design offering an excellent intraoral access and increased comfort for patient & clinician
- Two batteries to never run out of power

ORDERING INFO

D-Light Pro Kit - including: D-Light Pro handpiece (sleeve & electronic module), light-guide 8 mm, battery packs (x 2), charging station, power supply, EU/UK adapters, hard eye-protection shield, soft eye-protection shields (x 3)

Note

For more details regarding set composition and refills, please refer to individual leaflets or item lists on our website: <http://www.gceurope.com>

RELATED PRODUCTS

Essentia



G-aenial



G-aenial Universal Injectable



G-Premio Bond



Fuji II LC





Liquid diamond

G-COAT PLUS from **GC**:
Nanofilled self-adhesive light-cured protective coating

G-COAT PLUS is the first single dispersion nano-filled protective coating for glass ionomer, composite and temporary restorations. This liquid glaze ensures improved aesthetics and increased strength, toughness and protection, as well as providing you time savings.

INDICATIONS

G-COAT PLUS is the quickest way to...

- Reinforce and strengthen your glass ionomer restorations
- Transform a newly contoured composite into a high gloss finished restoration
- Finish your bis-acryl composite or acrylic temporary crowns
- Re-surface existing restorations that require servicing after re-contouring

ADVANTAGES

- Offers excellent colour stability
- Ensures optimum wetting, strong adhesion, enhanced wear resistance and extra protection for margins
- Provides surface smoothness and reduced risk of staining
- Prevents the initial sensitivity of GICs to water to improve wear resistance

ORDERING INFO

G-COAT PLUS is available in a pack with a 4 ml bottle and accessories.



The finishing touch of your restorations

EPITEX and Metal Strips from **GC**:
Finishing and polishing strips

The EPITEX strips are ultra-thin because the abrasive particles are not bonded to the strip by an adhesive. Thanks to this feature, EPITEX allows easier access in tight contact points, helping to minimize gingival damage.

The New Metal Strips are electro-plated with aluminium-oxide particles. The strips will not stretch or break, and the excellent wear resistance and superior abrasive bonding allow wet finishing, which assures long-lasting and repeated use.

INDICATIONS

- For contouring, finishing and polishing of interproximal composite, compomer and glass ionomer restorative surfaces.

ADVANTAGES

- Extremely thin and flexible materials
- Very tear-resistant
- Four grades

EPITEX specific:

- Abrasive particles are firmly embedded into the strip surface
- Handy strip dispenser
- Also available as matrix strips

New Metal Strips specific:

- Autoclavable and easy to clean

ORDERING INFO

EPITEX comes in dispensers of 10 m in 4 grades: Coarse (blue), Medium (green), Fine (grey), Extra Fine (red) and a Translucent matrix in addition.

New Metal Strips are delivered in following widths: 2.6 mm, 3.3 mm and 4.0 mm and in 4 grains: Red mesh N.200, Blue mesh N.300, Green mesh N.600, Yellow mesh N.1000.

RELATED PRODUCTS

Fuji IX GP Extra



G-aërial Anterior and Posterior




Essentia



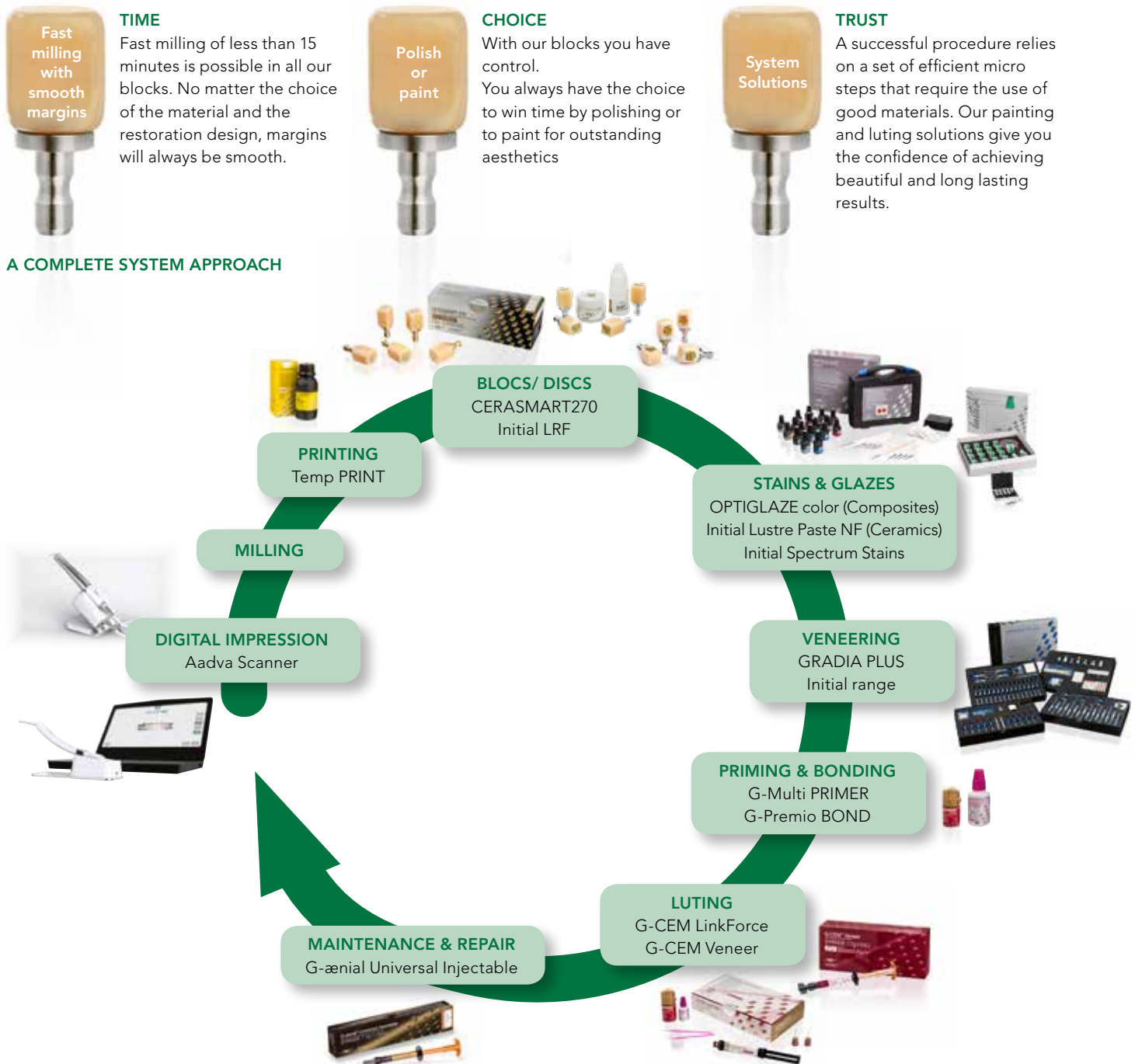
Fuji II LC

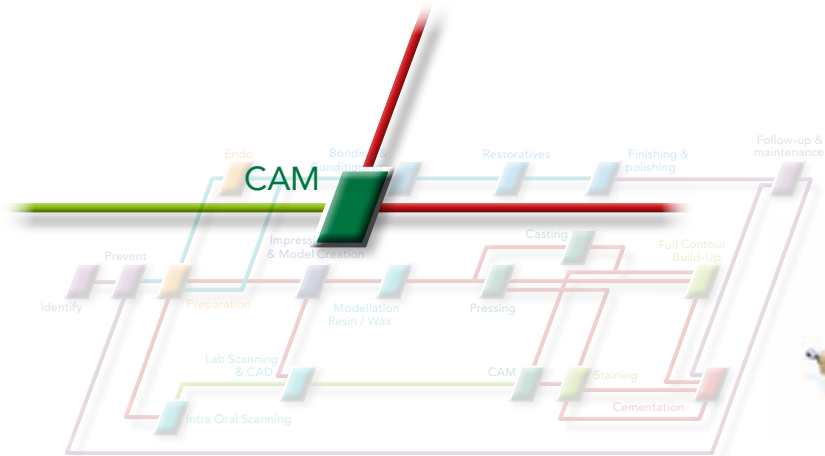




Optimization of aesthetics, physical properties and speed

GC's philosophy in CAD/CAM is based on the needs of dentists and lab technicians. In today's fast moving environment, time is always in shortage. We provide solutions that are fast and reliable, by offering blocks that can be either polished or characterized, while ensuring great aesthetics and physical properties for restorations that pass the test of time. Be it anterior veneers or posterior crowns, our blocks have you covered.





Initial™ LRF BLOCK from GC: Leucite-Reinforced Feldspar CAD/CAM block

Fast, strong, beautiful

GC is proud to extend its CAD/CAM consumable portfolio with GC Initial LRF, a leucite-reinforced feldspar CAD/CAM block in five high and low translucency V-shades for full-contour, all-ceramic indirect restorations.

The blocks offer a nature analogue light dynamic with a perfectly balanced translucency, fluorescence and opalescent character.

Fast and easy handling: just mill, polish and cement.

ADVANTAGES

- High density - less risk of chipping
- Extremely smooth surface after milling
- No firing necessary to get outstanding physical properties
- Easy polishing with conventional manual and mechanical tools
- Chameleon effect for optimal colour integration
- Dedicated Glaze Paste for ceramic firing

INDICATIONS

Fabrication of full contour all ceramic indirect restorations:

- Single anterior and posterior crowns - partial and full
- Inlays
- Onlays
- Veneers
- Endo crowns on molars

ORDERING INFO

CERASMART270 is available in A1, A2, A3, A3.5 and B1 in both High Translucency (HT) and Low Translucency (LT) versions, as well as in Bleach shade.

Available shades:

- HT: A1, A2, A3, A3.5, B1
- LT: A1, A2, A3, A3.5, B1
- BL

Available sizes: 12, 14, 14L

Available mandrels: CEREC and Universal mandrel

Also comes with a dedicated Glaze Paste (4g) & Diluting Liquid for ceramic firing



RELATED PRODUCTS

G-CEM LinkForce

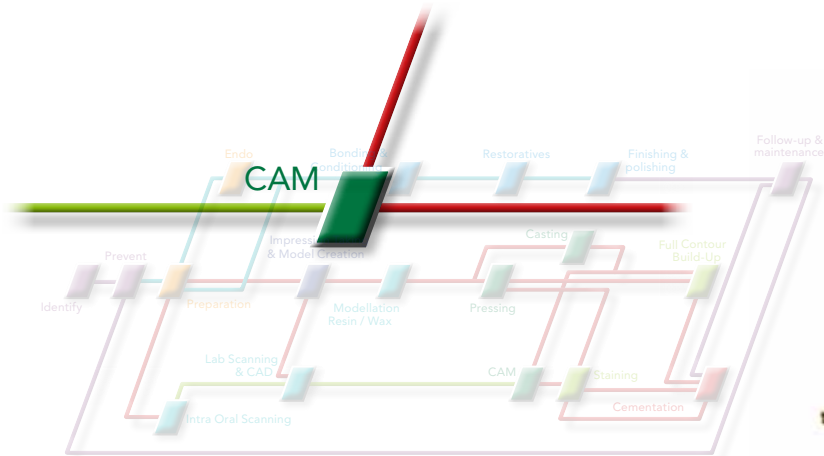


G-CEM LinkAce



G-Multi PRIMER





CERASMART™270 from GC: Force absorbing hybrid ceramic CAD/CAM Block

CERASMART270 is developed using the FSC technology, an innovative filler treatment method for homogeneous filler dispersion, having a great impact on physical properties. A stronger bond between the filler and matrix is achieved, together with an increase in filler load, resulting in a stronger material with improved aesthetic properties.

With its improved strength and wear resistance, CERASMART270 is on the cutting edge of restorative dentistry. The surfaces remain very smooth and glossy over time, which is not only beneficial for the aesthetic appearance, but also limits the wear of the opposing dentition. The improved breaking energy and flexibility of the material are contributing to buffer the masticatory forces. This makes the material extremely suitable for treatment of the worn dentition.

The milling of CERASMART270 is fast and efficient, making it possible to create restorations with precise, fine margins and an optimal fit in a very short time. Additionally, it can easily be polished, saving time and money. When higher aesthetics outcome is desired, the material can easily be glazed and characterised using the wear resistant coating OPTIGLAZE color. The flexibility of CERASMART270 also lies in its ability to be either sandblasted or etched before luting, so that it adapts to every practice.

Natural fit and flexibility

INDICATIONS

- Metal free indirect restorations
 - full crown
 - inlay
 - onlay
 - laminated veneer
- Implant supported crown

ADVANTAGES

Strong and flexible

- Very high flexural strength to ensure longevity
- High flexibility with high breaking energy to buffer masticatory pressure
- Ultra-fine fillers coated for a long-lasting gloss and extremely low wear to the opposing dentition

Flexible and precise

- Fast and precise milling, superb marginal adaptation
- High radiopacity for an easy follow-up

Precise and beautiful

- Warm colours for very natural fluorescence and opalescence
- Very smooth surface right after milling
- Easy to achieve superior gloss that lasts

Beautiful and convenient

- CERASMART270 is the only hybrid ceramic block that can be either sandblasted or pre-treated with hydrofluoric acid
- CERASMART270 can be either polished or characterised with OPTIGLAZE color, a wear resistant coating solution that is unique to GC

ORDERING INFO

CERASMART270 is available in A1, A2, A3, A3.5 and B1 in both High Translucency (HT) and Low Translucency (LT) versions, as well as in Bleach shade.

Available shades:

- HT: A1, A2, A3, A3.5, B1
- LT: A1, A2, A3, A3.5, B1
- BL

Available sizes: 12, 14, 14L

Available mandrels: CEREC and Universal mandrel

RELATED PRODUCTS

OPTIGLAZE color



G-CEM LinkForce



G-aenial Universal
Injectable



GRADIA PLUS



DiaPolisher Paste



Cementation



25 years of documented use in routine luting procedures

Fuji I from **GC**: GC's first glass ionomer luting cement

GC's first glass ionomer luting cement, Fuji I, was introduced over 25 years ago, primarily for the luting of metals. Documented use has proven Fuji I to be safe and effective for many routine luting procedures.

INDICATIONS

Fuji I is ideal for the luting of all kinds of metal-based and opaque Zirconia restorations and posts. It is an excellent option as well for cementation on implant abutments.

ADVANTAGES

Advanced materials technology gives Fuji I many benefits over Zinc Phosphate and Polycarboxylate cements:

- Chemical adhesion to tooth structure, ensuring an excellent marginal seal
- A moisture-tolerant solution when a dry field cannot be assured
- Quick and easy without the need for etching and bonding of the tooth
- Rubbery consistency during setting for an easy removal of excesses
- Resin-free cement for patients allergic to methacrylates
- Virtually no post-operative sensitivity: a pulp-friendly solution

ORDERING INFO

Fuji I is available in a Light Yellow shade and is delivered in capsules and in a powder – liquid form.



When you are looking for confidence in luting

Fuji PLUS from **GC**: The benchmark resin-modified glass ionomer cement

GC's Fuji PLUS has been designed to offer you simple and error-free cementation procedures and a strong and durable bond you can rely on. The outstanding performance and the availability in various shades make Fuji PLUS a multi-purpose cement. It provides the highest level of confidence through exceptional long-term clinical results.

Fuji PLUS^{EWT} has an extended working time for luting long-span bridge work and luting of several restorations in one step.

INDICATIONS

Fuji PLUS is multi-purpose and able to cement:

- Metal-based restorations
- Ceramic inlays, reinforced ceramic crowns and bridges
- All types of composite inlays, onlays, crowns and bridges
- Metal, ceramic and fibre posts

ADVANTAGES

- Chemical adhesion to tooth structure, ensuring an excellent marginal seal
- A moisture-tolerant solution when a dry field cannot be assured
- Quick and easy without a need for complicated bonding procedures
- Rubbery consistency for easy removal of excess
- Pulp-friendly with virtually no post-operative sensitivity
- Proven and predictable performance for most routine cases
- Also available in extended working time (EWT) version for long-span bridges

ORDERING INFO

Fuji PLUS capsules are available in 2 shades: Yellow & A3. The normal powder liquid version comes in the shades: Yellow, Translucent & A3. The EWT (extended working time) version is available in A3.

RELATED PRODUCTS

FREEGENOL



Fuji TEMP LT



Capsule Applier IV



Capsule Mixer CM-II



Cementation



A step ahead

FujiCEM™ Evolve from **GC:**
Paste-paste resin-modified glass ionomer luting cement

FujiCEM Evolve is an innovative resin modified glass ionomer cement with trustful performance to lute any retentive metal base and Zirconia restorations, and with enjoyable convenience thanks to a modern delivery.

INDICATIONS

FujiCEM Evolve is designed to lute:

- Metal and porcelain fused to metal (PFM) crowns and bridges
- Composite inlays, onlays, crowns and bridges
- High strength all ceramic (zirconia) crowns and bridges
- All ceramic inlays. Metal, ceramic and fiber posts

ADVANTAGES

All the advantages of RMGICs

- Very simple protocol: no need for rubber dam and no need for pre-treatment
- Non-irritating to tooth structures or soft tissues

Easiness at hand

- Ergonomic syringe enables use in automix (with mixing tips) and in handmix
- Economic & easy-to-use "Push and Click" mixing tips
- The tack-cure option makes it possible to remove excesses faster and easier

Improved performance for all cases

- Technology at its best thanks to super-long chain monomer
- Excellent bond strength to tooth and restoration, especially to zirconia
- High radiopacity of 258%

ORDERING INFO

FujiCEM Evolve is available in Universal shade, to match all clinical situations. Kits are available as well as refills. Mixing tips are available in regular or in special endo tips for post cementation.

RELATED PRODUCTS

FREEGENOL



Fuji TEMP LT



Paste Pak Dispenser II



GC Pliers



For your total peace of mind

FujiCEM® 2 SL from **GC:**
Superior resin-modified glass ionomer luting cement

FujiCEM 2 SL is the result of an entire decade of continuous improvements, along with the solid reputation of more than 150 million crowns cemented worldwide. Powered by the innovative Force & Fusion Technology, FujiCEM 2 SL rewards dentists with the assurance of a successful treatment. Automix or handmix, a clicker type or syringe type of dispenser... FujiCEM 2 SL offers it all in 1 product.

INDICATIONS

FujiCEM 2 SL is a cost effective material that accommodates a broad range of indications:

- Metal and porcelain fused to metal (PMF) inlays, onlays, crowns and bridges
- High strength (e.g. zirconia, lithium disilicate etc.) all ceramic inlays, onlays, crowns and bridges
- Composite inlays, onlays, crowns and bridges
- All ceramic inlays
- Metal, ceramic and fibre posts

ADVANTAGES

- Chemical adhesion to tooth structure, ensuring an excellent marginal seal
- Moisture tolerant
- Quick and easy - no need for etching and bonding
- Rubbery consistency for easy removal of excess
- Virtually no post-operative sensitivity: a pulp-friendly solution
- Handmix or automix: the choice is yours!

ORDERING INFO

FujiCEM 2 SL is delivered in Paste Pak Cartridge of 13,3 g / 7.2 ml and there is the choice between 2 types of mixing tips: the regular tip or a special endo tip for cementation of posts. There are a number of starter kits available with either the Paste Pak Dispenser in metal or FujiCEM 2 SL Dispenser in plastic.





The reliable solution for a broad range of luting indications

G-CEM LinkAce™ from **GC**: Self-adhesive resin luting cement in automix delivery

G-CEM LinkAce is a dual-cure self-adhesive universal resin cement delivered in an automix syringe, designed for the adhesive luting of all-ceramic, metal or composite indirect restorations. Offering high polymerization in self-cure mode means that G-CEM LinkAce leads to perfect results, independent from the type of prosthetic material that is being cemented. The phosphate monomers of G-CEM LinkAce guarantee an unsurpassed bonding durability. The high wear resistance gives peace of mind when luting CAD-CAM and metal-free restorations.

INDICATIONS

No matter what your restorative option is, you will always find a good reason to choose G-CEM LinkAce:

- all-ceramic, resin and metal-based inlays, onlays, crowns and bridges
- metal, ceramic and fibre posts

ADVANTAGES

- Efficient self-cure mode guarantees optimal polymerisation even under opaque or thick restorations
- No pre-treatment of tooth or application of primers for metal or zirconia
- Thin film thickness (3µm) ensures an excellent fit of the prosthesis
- Excellent colour stability for long-lasting aesthetic results
- Easy-to-use, can be stored at room temperature since refrigeration is not needed

ORDERING INFO

G-CEM LinkAce comes in 4,6 g - 2.7 ml syringes in following shades: A2, Translucent, AO3 (opaque) and BO1(opaque).

G-CEM CAPSULE from **GC**: Self-adhesive resin luting cement in capsules

G-CEM is a dual-cure self-adhesive universal resin cement delivered in capsules, designed for the adhesive luting of all-ceramic, metal or composite indirect restorations. G-CEM combines the improved handling and self-adhesion of conventional cements with the superior mechanical properties, adhesion and aesthetics of resin cements.

INDICATIONS

- Meta, all ceramic and composite inlays, onlays, crowns and bridges*
 - Metal, fiberglass and ceramic posts
- * bridges with maximum 2 abutments

ADVANTAGES

- Excellent bonding to restorative materials. Chemical bond to Zirconia without the need for primer application
- High bond strength to tooth in both self-cure and light-cure modes
- No need for bonding procedures on the tooth structure
- Direct delivery into the root canal with special elongation tip
- Long-term stability and low linear expansion

ORDERING INFO

G-CEM CAPSULE is available in capsules in 4 shades: A2, AO3, BO1 and Translucent.

RELATED PRODUCTS

Fuji TEMP LT



Capsule Applier IV



Capsule Mixer CM-II



GC Pliers





Cementation

Made to fit all your adhesive challenges.
Designed to last

G-CEM LinkForce™ from **GC:** Dual-cure adhesive luting cement

GC has developed a universal adhesive resin cement for you that offers predictable results and allows you to work in a standardised way. G-CEM LinkForce from GC - the universal and powerful solution to all your adhesive cementation challenges that ensures a strong bond to all substrates in all indications, without compromises.

INDICATIONS

All ceramic, hybrid ceramic, resin and metal-based inlays, onlays, crowns and bridges. Metal, ceramic and fibre posts. All ceramic and composite veneers. Crowns and bridges on implant abutments.

ADVANTAGES

- High bond strength thanks to the possibility of an efficient light-curing of the bonding
- Very thin 3 µm film thickness for a perfect fit of the restoration
- Efficient self-cure mode, particularly useful when luting opaque or thick restorations
- Optimal light-curing of the resin cement, ideal for the luting of veneers
- 4 shades to match all needs, accompanied by their corresponding try-in pastes
- Tooth-like fluorescence and color stability over time

ORDERING INFO

G-CEM LinkForce comes in a series of kits:

- System Kit: 2 syringes including the shades A2 and Translucent as well as G-Premio BOND, G-Multi PRIMER, Try-in Pastes, etchant and accessories
 - Starter Kit: 1 syringe in the shade A2 or Translucent, plus G-Premio BOND and G-Multi PRIMER
- All components are also available as refill: Syringe 8.7 g, Try-in Paste 1.5 g, G-Premio BOND 5 ml, G-Premio BOND DCA (Dual Cure Activator) 3 ml and G-Multi PRIMER 5 ml.

RELATED PRODUCTS

G-CEM Try-in Paste



Fuji TEMP LT



G-Premio BOND



G-Multi PRIMER



The perfect flow

G-CEM™ Veneer from **GC:** Light-cure resin cement

Aesthetic dentistry is evolving towards less invasive preparations with high aesthetic outcome. Those deserve dedicated luting solutions. G-CEM Veneer has been designed to offer standardised luting procedures for aesthetic restorations less than 2 mm thick, with perfect viscosity and high physical performance.

INDICATIONS

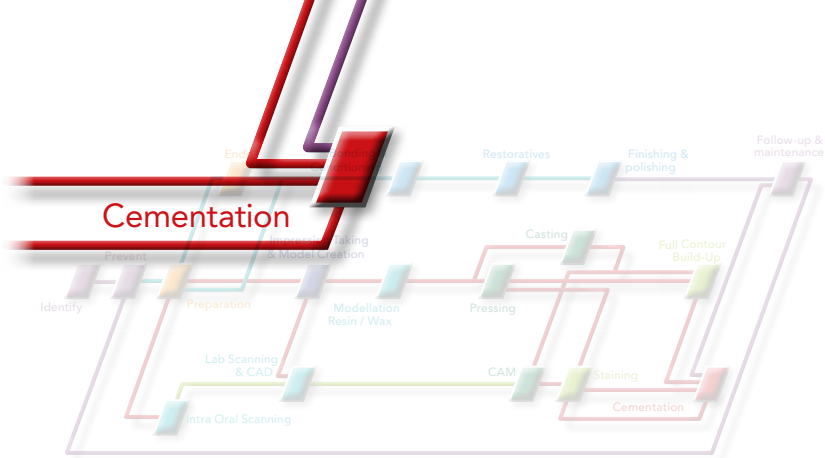
Adhesive luting of ceramic and composite veneers, inlays and onlays with a thickness (< 2.0mm) and translucency that enables the complete light-curing of the cement.

ADVANTAGES

- Thixotropic consistency thanks to Full-coverage Silane Coating (FSC) technology
- Easy to apply and easy excess removal
- Combined with G-Multi PRIMER and G-Premio BOND, G-CEM Veneer is ensuring a stable and durable adhesion to all types of substrates and preparations
- High filler rate of 69% in weight thanks to the FSC technology
- Natural aesthetic with fluorescence adjusted to natural tooth
- Perfectly matching try-in pastes
- High conversion rate after light-curing

ORDERING INFO

G-CEM Veneer is available in a Starter Kit (2 syringes A2 & Translucent with 2 matching try-in pastes, G-Multi PRIMER bottle, G-Premio BOND and tips) and a refill (1 syringe with tips available in A2, Translucent, Bleach or Opaque). All other components are also available as refill: Try-in Paste 1.5 g, G-Premio BOND 5 ml, and G-Multi PRIMER 5 ml.



G-Multi PRIMER from GC: Universal Primer

G-Multi PRIMER is a universal primer designed to prepare and repair any type of indirect restorations.

GC used its long-term knowledge in the field of primers to develop G-Multi PRIMER. It offers not only strong adhesion to all substrates (even precious alloys), but also stable adhesion over time.

G-Multi PRIMER uses three different chemical agents to ensure perfect adhesion in all situations. By adding silane to a universal primer rather than a bonding agent, the stability of the adhesion is assured.

- Silane will provide adhesion to glass ceramics, Lithium Disilicate, Hybrid Ceramics and composites
- MPD ensures adhesion to Zirconia and non-precious metal
- MDTP will ensure adhesion to precious metal

Stable bond to ALL restorations

INDICATIONS

G-Multi PRIMER is a priming agent designed to treat the adherent surface before luting & to repair of:

- All type of restorations:
1. Inlays, onlays, overlays
 2. Crowns & Bridges
 3. Posts, inlay-core
 4. Veneers

All type of substrates, excluding acrylates:

1. Metal / PFM
2. Feldspathic ceramics
3. Leucite-reinforced ceramics
4. Lithium Disilicate
5. Composite
6. Fiber-reinforced resin
7. Hybrid ceramics
8. Zirconia / Alumina

ADVANTAGES

One primer for all substrates, ensuring stable adhesion in time.

G-Multi PRIMER contains functional monomers to bond to every restorations:

- Silane is added to bond to glass ceramics, hybrid ceramics and composites fillers,
- while MPD will ensure adhesion to zirconia, alumina and non-precious metals
- and MDTP will ensure a strong adhesion to precious metal.

The stability of the adhesion is assured because the components do not interfere with the silane coupling.

ORDERING INFO

G-Multi PRIMER comes in a 5 ml liquid bottle.

RELATED PRODUCTS:

G-CEM LinkForce



G-CEM Veneer



G-CEM LinkAce



FujiCEM Evolve



Cementation



Comfortable, Reliable & Retrievable

FREEGENOL from **GC:** Temporary luting cement

FREEGENOL is a eugenol-free luting cement for temporary cementation of indirect restorations. It is completely compatible and safe to use with acrylic resin materials. Biocompatible with tooth structure and soft tissue, FREEGENOL is easy to use and mixes to a smooth, creamy consistency.

INDICATIONS

Temporary cementation of indirect restorations. The setting time can be adjusted to your needs:

- more base, faster set
- less base, slower set

ADVANTAGES

- Eugenol-free, no negative effect on polymerisation of resin containing materials
- Consistency can be adjusted
- Easy to remove from crowns and cores
- Special cleaner included

ORDERING INFO

FREEGENOL comes in tubes of 55 g Base and 20 g Accelerator. 2.5 ml Cleaner is included as well.

Fuji TEMP LT™ from **GC:** Paste-paste glass ionomer provisional luting cement

Fuji TEMP LT is especially designed for long-term temporary cementation. Thanks to its balanced formulation, it is very convenient during application and provides a stable retention whilst assuring the future safe removal of indirect restorations. Besides presenting optimized handling and physical properties, Fuji TEMP LT counts on the well-known protection offered by glass ionomer materials.

INDICATIONS

These advantages combined with the protection offered by glass ionomers make it the ideal choice for:

- Long-term temporary cementation of all types of all-ceramic, resin, acrylic and metal-based crowns and bridges, including try-on cementation of long-span prosthetic appliances;
- Especially adapted to assure sufficient retention and retrievability of crowns and bridges cemented on implant abutments.

ADVANTAGES

- Non-runny consistency with low film thickness
- Rubbery consistency for an easy removal of excesses
- Reliable retention with long term security
- No negative influence on final adhesive cementation
- Safe removal of the restoration whenever needed
- Easy clean up

ORDERING INFO

Fuji TEMP LT comes in one single shade (Universal) and is presented in Paste Pak cartridges to be used with the practical Paste Pak Dispenser from GC.

RELATED PRODUCTS:

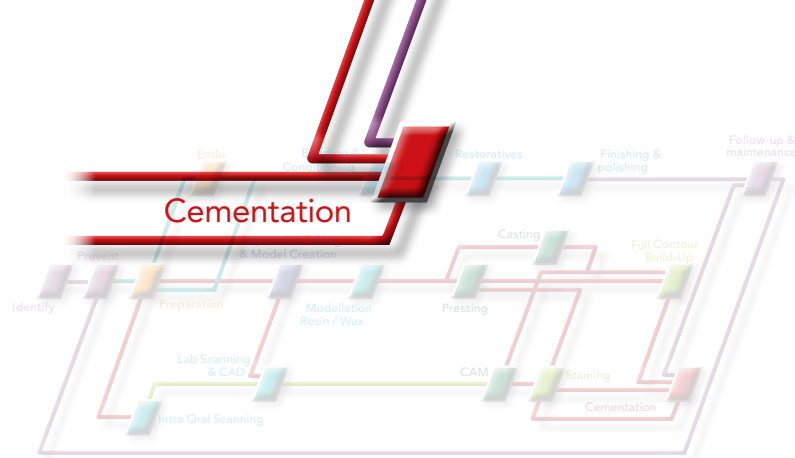
FujiCEM 2 SL

TEMPSMART DC

GC Pliers

Paste Pak Dispenser





How to choose the optimal luting cement?

When to cement?



Retentive Preparation



Isolation not possible



Moderate aesthetics needed



Patients with special needs

Your options

Conventional glass ionomer (GI) cement: **Fuji I**

Resin-modified glass ionomer (RMGI) cement: **Fuji PLUS, FujiCEM 2 and FujiCEM Evolve.**

When to bond?



Preparation is not retentive



Isolation possible



High aesthetic needed



Extra adhesion needed

Your options

Self-adhesive resin cement: **G-CEM LinkAce and G-CEM CAPSULE**

Adhesive resin cement: **G-CEM LinkForce (dual-cure) and G-CEM Veneer (light-cure)**







GC Luting navigation chart.
Find the right cement(s)
to master your
luting challenges!

GC Luting navigation chart.

Find the right cement(s)

to master your

luting challenges!

			Inlays & onlays				Crowns & bridges				Posts & inlay-cores			Veneers
			Metal	Feldspathic ceramics Leucite-reinforced ceramics (e.g. Initial LRF)	Lithium Disilicate (e.g. Initial LSI Press) Composite (e.g. GRADIA PLUS)	Hybrid ceramics (e.g. CERASMARTZ70)	Metal (e.g. Initial Cast NP) Zirconia (e.g. Initial Zirconia disk) Alumina	Feldspathic ceramics Leucite-reinforced ceramics (e.g. Initial LRF)	Lithium Disilicate (e.g. Initial LSI Press) Composite (e.g. GRADIA PLUS)	Hybrid ceramics (e.g. CERASMARTZ70)	Metal	Zirconia (e.g. Initial Zirconia disk)	Fibre reinforced (e.g. everStickPOST & FIBER POST)	Feldspathic ceramics Leucite-reinforced ceramics (e.g. Initial LRF) Lithium Disilicate (e.g. Initial LSI Press) Hybrid ceramics (e.g. CERASMARTZ70) Composite (e.g. GRADIA PLUS)
Fuji I Conventional glass ionomer cement			•	-	-	-	•	-	-	-	•	-	-	-
Fuji PLUS Resin-modified glass ionomer cement			•	•	•	-	•	-	•	-	•	•	•	-
FujiCEM 2 SL / FujiCEM Evolve Resin-modified glass ionomer cement				(inlays)										
G-CEM LinkAce Self-adhesive resin cement			•	•	•	-	•	•	•	-	•	•	•	-
G-CEM Self-adhesive resin cement														
G-CEM LinkForce (Dual-cure) Adhesive resin cement			•	•	•	•	•	•	•	•	•	•	•	•
G-CEM Veneer (Light-cure) Adhesive resin cement			-	•*1	•*1	•*1	-	-	-	-	-	-	-	•*1

Notes: *1 For indirect restorations with thin thickness ($\leq 2\text{mm}$) that enable the use of a purely light-curing technique.¹
Source: Dr Lucile Dahan, France (1) and Prof Jean-François Lasserre, France (2,3,4,5,6,7 and 8)



Cementation



Easy ON, Easy OFF

Fuji ORTHO™ LC from GC: Light curing glass ionomer for orthodontic bonding

Fuji ORTHO LC is a light-cured, resin reinforced glass ionomer ideally suited for bonding orthodontic brackets, bands and appliances. Its ability to be placed in the presence of moisture with no need for phosphoric acid etching simplifies the bonding procedure. Because it's a true glass ionomer cement, it reduces the risk of decalcification, which helps maintain the enamel sound. Additionally, debonding can be accomplished faster with less risk of damaging the enamel than with composite resin bonding systems.

INDICATIONS

- Bonding of metal brackets and attachments
- Bonding of ceramic brackets
- Bonding of acrylic appliances e.g. Rapid Palatal Expander (RPE)

ADVANTAGES

- Easy application and controlled setting by light-curing
- Excellent adhesion, even in a moist environment
- Easy removal of orthodontic appliances, avoiding enamel fractures
- No discolouration

Fuji ORTHO LC Paste Pak specific

- Cartridge delivery system reduces preparation time
- Optimal handling with choice between easy handmix or automix

ORDERING INFO

Fuji ORTHO LC is available in 3 versions:

- Powder / Liquid in bottles of 40 g powder and 6.8 ml (8 g) Liquid
- Capsules in boxes of 50 pieces
- Cartridges of 13.3 g (7.2 ml)

Fuji ORTHO™ from GC: Glass ionomer for orthodontic bonding

Fuji ORTHO is a self-cured, resin reinforced glass ionomer cement ideally suited for bonding orthodontic brackets and bands. Its placement in a wet field simplifies application and bonding procedures. Fuji ORTHO effectively supports brackets, bands and wires for the duration of the orthodontic treatment and removes easily at case completion.

INDICATIONS

An ideal combination of the properties of composites and GICs for bonding orthodontic appliances.

ADVANTAGES

- Excellent adhesion, even in a moist environment
- Easy application
- Easy removal of orthodontic appliances without damage to enamel
- Self-curing
- No discolouration

ORDERING INFO

Fuji ORTHO is available in bottles of 40 g powder and 6.8 ml (8 g) Liquid.

RELATED PRODUCTS

Paste Pak Dispenser



GC Pliers



Capsule Applier IV



Capsule Mixer CM-II





Cementation



Easy ON, Easy OFF

Fuji ORTHO BAND PASTE PAK from GC: Paste-paste glass ionomer for bonding bands

Fuji ORTHO BAND PASTE PAK is a blue, resin modified glass ionomer for bonding orthodontic bands. It can also be used for the cementation of appliances retained with stainless steel crowns (ex: Herbst or expansion appliances). The PASTE PAK delivery saves time and reduces waste. It delivers consistent mixes every time, no matter the amount that the mix requires. Its blue colour distinguishes the cement for easy clean-up and removal. Fuji ORTHO BAND PASTE PAK is available in self-curing and a dual-curing version.

INDICATIONS

An ideal combination of the properties of composites and GICs for the cementation of orthodontic bands and appliances retained with stainless steel crowns (e.g. Herbst or expansion appliances).

ADVANTAGES

- Cartridge delivery with controlled dosage ensuring the right quantities for every indication
- Convenient direct application on bands using the automix tip
- Choice between self-curing or dual-curing for controlled setting
- Adapted working time of 5'30"
- Blue colour for controlled application and removal
- Excellent adhesion, even in a moist environment
- Easy removal of orthodontic appliances, avoiding enamel damages
- Optimal handling with choice between easy handmix or automix

ORDERING INFO

Fuji ORTHO BAND PASTE PAK comes in cartridges of 13.3 g (7.2 ml). The LC version has the automix option.

ORTHO GEL CONDITIONER from GC: Orthodontic cleaning agent

ORTHO GEL CONDITIONER is a unique 20 % polyacrylic acid gel conditioner designed to mildly condition the enamel before application of a GC orthodontic luting cement. The gel conditioner will clean the surface effectively to achieve increased levels of chemical adhesion, but without causing damage to the enamel. The conditioner is delivered in a syringe with brush tips for easy application.

INDICATIONS

Designed to mildly etch and condition enamel, thus enhancing the bond strength of glass ionomer materials to tooth surfaces.

ADVANTAGES

- Increases bond strength without damaging enamel
- Available in a syringe with brush tips for easy application
- Blue tint for application control

ORDERING INFO

ORTHO GEL CONDITIONER comes in 1.2 ml syringes with brush tips.

RELATED PRODUCTS

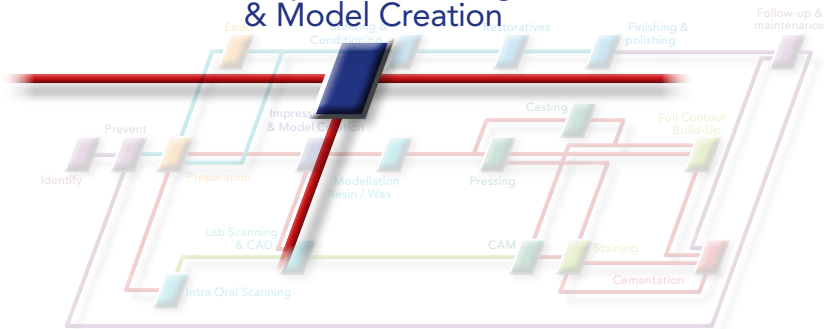
Paste Pak Dispenser



GC Pliers



Impression Taking & Model Creation



EXACLEAR from GC: Clear vinyl polysiloxane

EXACLEAR is an innovative, clear silicone material made to fulfil the demands for high aesthetics while facilitating the way to great results. Its amazing transparency makes it particularly effective in complex clinical situations like wear cases, complex morphologies and challenging aesthetic cases. Its versatility in use makes it a perfect product to be used by a dentist, a lab technician, an orthodontist or an implantologist. Thanks to its transparency, ease of handling and rigidity after setting, EXACLEAR makes complex procedures much easier and provides a smoother workflow.

EXACLEAR used together with an injectable composite such as G-ænial Universal Injectable enables clinicians to create restorations as aesthetic as indirect veneers, but quicker, more affordable and using less invasive preparations.

EXACLEAR's transparency allows you to check every little detail and prevents the formation of an oxygen inhibition layer, thus facilitating the final polishing. G-ænial Universal Injectable is well suited for this technique because of its thixotropy, strength and gloss.

Have a clear view

INDICATIONS

- Injection Moulding technique, for aesthetic or wear cases
- Temporary crown and bridge work
- Layering of composite, particularly when light-curing from palatal side
- Bite registration
- Transfer of brackets from the model to the mouth
- Transfer fibres from the model to the mouth

ADVANTAGES

Crystal Clear View

- The high transparency offers a great visual control for details visibility.
- The unparalleled transparency allows very effective light-curing through the silicone.

Optimal Consistency

- It has an optimal consistency for an easy placement in the tray.
- It perfectly reproduces details as the product becomes fluid during insertion to perfectly adapt to the preparation.
- It is very easy to cut or drill the silicone for the injection moulding technique.
- It has a very good tear strength, while being flexible enough to be removed from the mouth.

Time Saving

- EXACLEAR allows you to skip steps in the conventional treatment and save time altogether.
- After just 2 minutes intra-orally the impression is set and can be removed.
- When working on a model, the material will set within 7 minutes.

ORDERING INFO

Available in packaging of 2 x 48ml cartridge

RELATED PRODUCTS

G-ænial
Universal
Injectable

TEMPSMART DC

Essentia

everStick ORTHO, C&B and PERIO

GRADIA PLUS



Impression Taking & Model Creation



The foundation of a good restoration



The heart of a good restoration

Impression trays from GC: Dentulous, edentulous and closed-bite trays

GC offers a wide range of stock trays, as well as accessories and materials to make custom trays.

ADVANTAGES

Dentulous Trays: especially designed for use with dentate patients and available in many different sizes, shapes and types

- Rigid but still bendable coated metal trays for a more individual fit
- Stainless steel trays with welded rimlock borders allowing pressure build-up during impression taking
- Plastic spacer trays with a unique 'zigzag' rim to minimise cusp contact

Edentulous Trays: especially designed to match the edentate patient's anatomical characteristics.

- Rigid tray for enhanced accuracy made of bendable metal for a more individual fit
- Perforations and welded rimlocks (on the outside of the tray) for optimal retention of the alginate

Closed-Bite Trays: anterior and posterior models with micro-thin, flexible mesh that neither impinges on the retromolar area, nor interferes with full closure

- Standard: for the daily routine
- STO-K: to match specific patient's anatomical characteristics
- McGowan: for immediate dentures
- The Check-Bite Triple Function trays are used to take a working impression, counter impression and bite registration in one procedure
- The Sideless Triple Function trays are adjustable to 4 full arch positions
- The Double Arch Tray produces a pair of complimentary models in true occlusal relationship

EXA'lence™ from GC: Vinyl polyether silicone impression material

The combination of intrinsic hydrophilicity and tear strength of the EXA'lence VPES (Vinyl Polyether Silicone) technology ensures excellent impressions in every condition.

INDICATIONS

Full denture, crowns, bridges, primary crowns, partial crowns, inlays, veneers, onlays, impression without preparation, pick-up impression ... for every indication there is a combination of EXA'lence materials.

ADVANTAGES

- Intrinsic hydrophilicity ensures wettability for a perfectly detailed capture, even under wet conditions
- Remains hydrophilic after setting, for the highest precision when pouring of the model
- High tear strength eliminates the risk of damage during removal from the mouth and during removal of the model from the impression
- Long working time and short setting time
- Pleasant mild mint taste for the patient

ORDERING INFO

A range of delivery forms and viscosities:

- Regular and Fast Set in 48 ml cartridges with following viscosities: Extra Light, Light, Medium, Heavy, Heavy Body Rigid (Fast Set only)
- 370 ml cartridges in Medium Body (Regular) and Heavy Body (Fast and Regular) viscosity
- Putty Base and Catalyst in 500 g jars

RELATED PRODUCTS

BITE COMPOUND



ISO FUNCTIONAL Sticks




Treclean



GC Impression Separation Wafer



Impression Taking & Model Creation



The heart of a good restoration

EXAMIX & EXAFLEX from **GC**: Normal setting A-silicone impression materials

Thixotropic impression material for all popular impression techniques. The adapted flow, extended working time and the snap set make this an extremely easy to use A-silicone material.

INDICATIONS

- Injection: as a wash material in the 2 Materials/2 Steps technique or in the 2 Materials/1 Step technique.
- Regular: as a wash material in the 2 Materials/1 Step technique.
- Monophase: as a base material in the 2 Materials/1 Step technique or alone in the 1 Material/1Step technique.
- Putty: as a base material in the 2 Materials/2 Steps technique.

ADVANTAGES

- Thixotropic properties for exact detail reproduction
- High elasticity and tear resistance for easy removal
- High dimensional stability, uniform flow for problem-free impression taking
- Hydrogen-scavenger formulation allows immediate pouring with gypsum
- Different consistencies and delivery modes to fit all indications and preferences

ORDERING INFO

- EXAMIX NDS Injection, Regular and Monophase are available in 48 ml Cartridges
- EXAFLEX Injection and Regular are available in tubes of 74 ml of Base and Catalyst. EXAFLEX Putty is delivered in jars of 500 g Base and Catalyst

EXAFAST from **GC**: Fast setting A-silicone impression materials

Family of fast setting A-silicone impression materials developed to produce consistently highly precise impressions in only around 2 min.

INDICATIONS

- Injection: as a wash material in the 2 Materials/2 Steps technique or in the 2 Material/1 Step technique.
- Regular: as a wash material in the 2 Materials/1 Step technique.
- Monophase: as a base material in the 2 Materials/1 Step technique or alone in the 1 Material/1Step technique.
- Putty: as a base material in the 2 Materials/2 Steps technique.

ADVANTAGES

- Fast setting reduces time in the mouth
 - Thixotropic properties, high dimensional stability and uniform flow
 - High elasticity and tear resistant for easy removal from the mouth
- Hydrogen-scavenger formulation allows immediate pouring with gypsum

ORDERING INFO

- EXAFAST NDS is available as Injection, Regular and Monophase material in 48 ml Cartridges
- EXAFAST Putty is delivered in jars of 500 g Base and Catalyst.

RELATED PRODUCTS

BITE COMPOUND



ISO FUNCTIONAL Sticks



Treclean



Impression Separation
Wafer



Impression Taking & Model Creation



The heart of a good restoration

AROMA FINE PLUS from GC: Alginate impression material

Based on GC's extensive knowledge of alginate materials, AROMA FINE PLUS has been designed to offer users final impressions of the highest quality combined with an easier and faster mixing.

INDICATIONS

Impression taking for temporary indirect restorations, orthodontic models and study models.


ADVANTAGES

- Easy and rapid powder incorporation into water within just 3 seconds
- Dust free formulation allowing fast and vigorous mixing for a smooth mixture without bubbles
- Under pressure the alginate flows into the narrowest spaces for highest detail reproduction
- Compatible with a wide range of type IV stones for a better detail reproduction and smooth model surface
- Spearmint flavour for patient comfort

ORDERING INFO

AROMA FINE PLUS is available in 2 setting types: Fast and Normal set delivered in 1 kg bags.

RELATED PRODUCTS



The successful finalisation of your prosthetics

FIT CHECKER™ ADVANCED from GC: White & Blue VPES silicone for checking accuracy

Vinyl Polyether materials for checking pressure spots.

INDICATIONS

FIT CHECKER ADVANCED BLUE has the ideal blue colour gradation for fit checking of all kinds of prosthetic works, especially resin, ceramic and zirconia-based crowns and bridges as well as bite registration and evaluation of occlusal contacts.

FIT CHECKER ADVANCED has the ideal white colour gradation for fit checking of all kinds of prosthetic works, especially complete and partial dentures and metal-based crowns and bridges.

ADVANTAGES

FIT CHECKER ADVANCED & FIT CHECKER ADVANCED BLUE offer

- Thixotropic consistency with easy flow under pressure
- Minimal film thickness for a precise seat of the restoration
- Visible colour gradation for easy identification of misfits
- Increased hardness to allow smooth and easy trimming with bur
- High tear resistance for easy removal

FIT CHECKER ADVANCED specific features

- White colour for checking the fit of metal based restorations and dentures
- Available in handmix and automix cartridge

FIT CHECKER ADVANCED BLUE specific features

- Transparent blue colour allows an analysis of the occlusal situation, even under 100 µm thickness
- Available in automix cartridge for precise and optimized application

ORDERING INFO

FIT CHECKER ADVANCED (White) is available in handmix 1-1 tubes (42 ml base and 42 ml catalyst) and in automix cartridge (2 x 48 ml cartridges with mixing tips)

FIT CHECKER ADVANCED BLUE is available in automix cartridge (2 x 48 ml cartridges with mixing tips).

RELATED PRODUCTS



Impression Taking & Model Creation



The heart of a good restoration

EXABITE™ II NDS from GC: Bite registration material

A-silicone material with properties especially adjusted to the requirements of bite registration.

INDICATIONS

Checking bite registration

ADVANTAGES

- Mixing and application directly from the cartridge
- Thixotropic properties with an ideal balance between stability and fluidity
- Snap setting time: only 45 sec.
- High stability for safe transfer of models to an articulator
- Easy trimming and carving

ORDERING INFO

EXABITE II NDS comes in cartridges of 48 ml with mixing tips

BITE COMPOUND and ISO FUNCTIONAL Sticks from GC: Thermoplastic sticks

BITE COMPOUND and ISO FUNCTIONAL Sticks are thermoplastic sticks developed for a variety of indications. Because of its unique slow setting characteristics ISO FUNCTIONAL enables production of extremely accurate functional impressions. This makes it particularly useful as an impression material for rebasing and muscle trimming. BITE COMPOUND, with a lower softening point, is more suited for bite registration purposes.

INDICATIONS

ISO FUNCTIONAL: impression material for rebasing and muscle trimming

BITE COMPOUND: bite registrations

The registration should be taken when the material is pliable without shredding when stretched.

ADVANTAGES

BITE COMPOUND

- Low softening temperature of 53°C
- Non-sticky
- Long working time

ISO FUNCTIONAL Sticks

- Easy to warm up at 62°C
- Quick hardening in cold water
- Wide working area

ORDERING INFO

BITE COMPOUND and ISO FUNCTIONAL Sticks are delivered in boxes of 15 sticks.

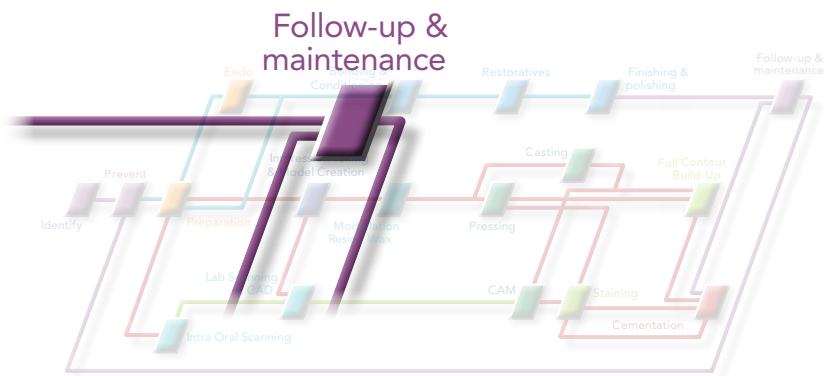
RELATED PRODUCTS

GC Trays



FIT CHECKER ADVANCED





Reline from GC: Hard chairside denture relining material

MMA-free resin for durable long-term relining of full and partial dentures.

A perfect fit for ultimate comfort

INDICATIONS

Suitable for chairside and laboratory-made long-term relining procedures

ADVANTAGES

- Methyl methacrylate-free – no unpleasant odours, lower risk of allergies
- Will not irritate the oral mucosa thanks to a maximum temperature of 40°C during setting
- Exceptional consistency that provides a perfect anatomical fit
- Incredibly accurate with minimised potential for distortion during removal
- Patients spend less time in the chair since you can finish and polish just 5½ minutes after mixing
- Good adhesion between Reline and the denture base

ORDERING INFO

Reline is available in intro kit and in refills:

- Intro kit contains Reline powder 80 g, Reline liquid 50 ml and Reline bonding agent liquid 12 ml
- These are also available to order separately as refills

RELATED PRODUCTS

RELIN II Soft

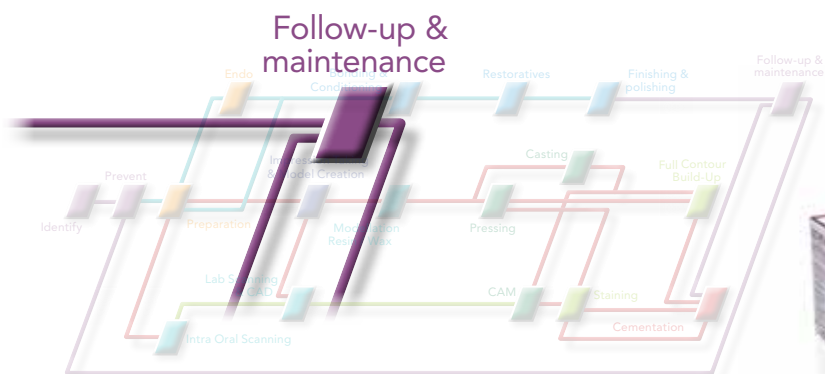


RELIN II ExtraSoft



TISSUE CONDITIONER





RELINE II Soft & ExtraSoft from GC: Soft silicone-based relining material

RELINE II Soft is an A-silicone material providing comfort and long-lasting elasticity for indications of sharp or bony alveolar ridges and undercuts. It is used to adapt dentures after extractions or implant surgeries.

RELINE II ExtraSoft is an A-silicone material providing comfort and elasticity for indications such as sensitive mucosa and pressure points. It will also support the healing process after extractions or implant surgeries.

Fit and comfort for an active life

INDICATIONS

- Relining of dentures in case of thin sensitive mucosa and resorbed ridges
- Relining of dentures in case of sharp and bony ridges
- Relining of dentures in case of bony undercuts (with difficulties involving insertion and/or removal of the denture)
- Relining of implant-supported dentures

ADVANTAGES

- Ideal viscosity, flowing under pressure to adapt to anatomical details
- Long-lasting comfort & gentle relief: the material's surface remains elastic, smooth and clean over time
- Reline II Primer for Resin provides a long-lasting adhesion to the underlying denture
- Reline II Remover for Resin makes it possible to easily remove & replace the relining layer
- Reline II Finishing Material can be used to further seal the margins
- Convenient cartridge delivery

More about Reline II Soft

- Resilient: acts as a cushion between the denture and the oral tissue to buffer masticatory pressure and solve anatomical problems
- Can stay in place for weeks or months

More about Reline II Extra Soft

- Helps wound healing thanks to an extremely soft consistency
- Normalises irritated tissue before you produce, reline or rebase a denture
- Can stay in place for days or weeks

ORDERING INFO

RELINE II Extra Soft & Reline II Soft are available in 48 ml cartridges and come with a dedicated Primer and Modifier.

RELATED PRODUCTS

Reline



Reline II Soft and Reline II Extra Soft



TISSUE CONDITIONER



Follow-up & maintenance



A perfect fit for ultimate comfort

TISSUE CONDITIONER from GC: All-in-one soft relining material

TISSUE CONDITIONER is an all-in-one soft relining material - a complete solution for your clinic. It's a true next-generation, state of the art acrylic soft relining material, and it's even been patented by GC. TISSUE CONDITIONER is a great choice when you need an alternative that offers a long-lasting softness and remains clean over a long time.

INDICATIONS


Use TISSUE CONDITIONER for tissue conditioning, soft relining and functional impressions.

ADVANTAGES

- Perfect consistency and flow make it easy to apply in a convenient and time-saving manner - only 5 minutes seating time in the mouth.
- Unique patented formulation and special coating material prevent deterioration over time.
- Excellent surface smoothness means you can expect very good healing ability and hygiene.
- Long lasting softness capable of adapting its shape according to changes of mucosa over time for better healing and greater patient comfort.
- Improved tear resistance makes it easy to remove by peeling out by hand.

ORDERING INFO

TISSUE CONDITIONER comes in 90 g powder and 101 ml liquid bottles, and is offered with a dedicated multipurpose coating (adhesive). There are two different colours: Light Pink and White.



Eugenol-free periodontal dressing

COE-PAK AUTOMIX from GC: Periodontal Dressing

Two-component material for wound dressing, to cover stitches or to stabilise loose teeth.

INDICATIONS

For surgical dressing and periodontal packing

ADVANTAGES

- Cartridge or handmix delivery
- Easily mouldable
- Elastic consistency
- Patient-friendly
- Supports process of healing
- Eugenol-free, so compatible with resins
- Does not stick to gloves

ORDERING INFO

COE-PAK AUTOMIX comes in 50 ml cartridges. The paste-paste version is available in Regular Set & Hard and Fast Set in base & catalyst tubes of 90 g.

RELATED PRODUCTS

Reline



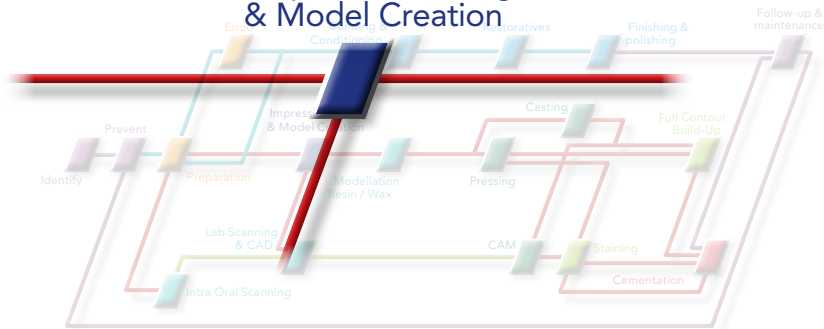
Reline II Extra Soft



TISSUE CONDITIONER



Impression Taking & Model Creation



FUJIROCK® EP from GC: Type 4 dental stone

Superior quality is what makes the GC family of hard-die stones among the most popular in Europe. Used in the production of all kinds of dental prosthetics, GC stones are specifically designed to produce consistently accurate models and dies, fully meeting the requirements of the modern dental laboratory. True to the systematic approach of GC - "One proven stone family for all requirements and applications" - we present three stones that can be combined perfectly to create the foundation of your aesthetics:

FUJIROCK EP Classic, a truly all-round stone

FUJIROCK EP Premium, an improved stone for high-performance techniques

Each stone comes in a range of colours that allow you to create shade combinations that bring out the best in your work ... and your laboratory.

Your aesthetics start here

INDICATIONS

- FUJIROCK EP Classic: ideal for all kinds of prosthetics, combining high precision, outstanding edge hardness and high-pressure stability.
- FUJIROCK EP Premium: specially developed for high performance and sensitive technologies such as extended implant cases and complex full-ceramic indications.

ADVANTAGES

- Excellent physical properties
- Short mixing time (about 1 min), extended working time
- Short setting time
- Removable from cast after just 30 min
- Highly fluid thixotropic properties allowing precise reproduction
- Low expansion (less than 0.08 %)
- Immediate stability for a perfect fit with the prosthesis

ORDERING INFO

FUJIROCK EP – Classic:

- Golden Brown 5 Kg & 12 Kg pack
- Topaz Beige 5 Kg pack

FUJIROCK EP – Premium

- Pastel Yellow 4 Kg & 11 Kg pack
- Polar White, Inca Brown and Titanium Grey 4 Kg pack.



RELATED PRODUCTS

BASE STONE



PATTERN RESIN LS



Inlay Wax SOFT, MEDIUM & HARD



Impression Taking & Model Creation



Your aesthetics start here

Modelling Resin / Wax



BASE STONE from GC: Type 4 model base stone

BASE STONE is a dedicated type 4 dental stone for basing dentate arches and opposing models. Due to its adaptable viscosity, BASE STONE can be used in a thin fluid or thixotropic consistency without change in physical properties. Together with FUJIROCK EP Classic and Premium, you can create shade combinations that form the foundation of your aesthetics:

INDICATIONS

BASE STONE is the perfect choice for a wide range of indications such as basing dentate arches, opposing model, study model etc. The two colours Terracotta Red and Royal Blue meet the requirements for individualized and aesthetic construction of master models.

ADVANTAGES

- One powder offering different viscosities without changing physical properties
- Low expansion and perfect match with FUJIROCK EP Classic and Premium
- Short mixing and setting time
- High fluidity for basing arches without air bubbles
- Optimal thixotropic properties for opposing models
- Short removal time, from impression materials (after 30 min)

ORDERING INFO

Terracotta Red and Royal Blue come in 12 Kg packs.



Royal Blue



Terracotta Red

PATTERN RESIN LS from GC: Low shrinkage modelling resin

In need of a long-term proven material for a wide range of laboratory and chair-side indications? PATTERN RESIN LS provides superior results in multiple applications, everyday and specific.

PATTERN RESIN LS is a long-term proven material for a wide range of laboratory and chair-side indications. Besides the major applications this unique modelling resin is suitable for a great number of everyday "detail" situations. The thixotropy of the resin results in excellent flow behaviour and handling properties, its high wettability allows easy mixing and application.

INDICATIONS

In addition to all conventional indications for modelling resins, PATTERN RESIN LS provides superior results in the following applications: custom attachments, conical and telescopic crowns, implant suprastructures, implant transfer techniques, crown & bridge techniques, inlays and onlays, partial dentures and electroforming technique.

ADVANTAGES

- Minimal shrinkage and easy-to-trim for perfect adaptation and reproduction
- High hardness and strength
- High stability even for thin layers
- Burns out without residue resulting in very clean casting surfaces

ORDERING INFO

PATTERN RESIN LS powder is available in 100 g or 1 kg packages. The liquid is supplied in 105 ml or 262 ml bottles.

RELATED PRODUCTS

Investments

GC Initial CAST NP



Casting



Investments For Crowns & Bridges



Fujivest® Platinum II

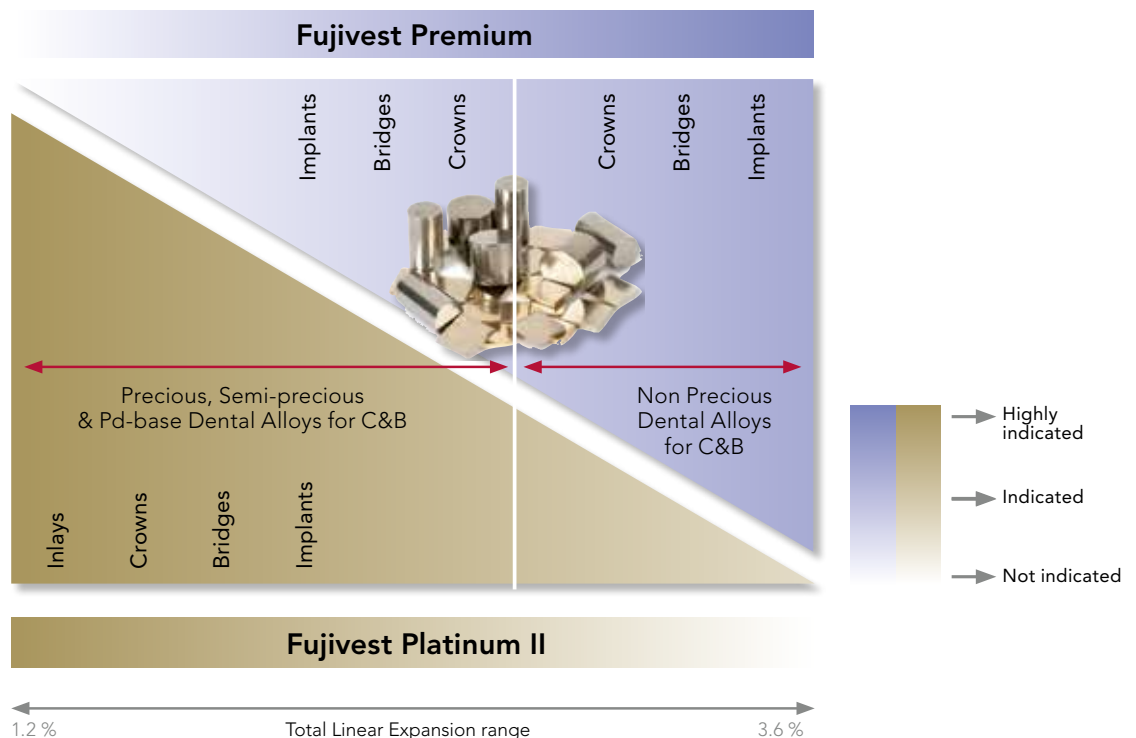
Perfect controllability and high accuracy of fit – these are the most important requirements for a modern high precision casting investment material. With Fujivest Platinum II, GC Europe has set another milestone for all precious, semi-precious and palladium based alloys in the crown and bridge technique. The impressive features of this carbon free C&B precision investment include comfortable working properties and perfect expansion control – for both quick heating & step heating procedures.

Fujivest® Premium

Controlled expansion for highest precision, especially with non-precious metal alloys. Whether heated up quickly or conventionally, with or without a casting ring, Fujivest Premium meets all the expectations of a modern multipurpose investment material. This carbon-free and phosphate-bonded C&B material has a broad range of indications, yet produces consistently precise casting results. Thus Fujivest Premium is ideally suited for all prosthetic work and alloys, especially for nickel chromium and cobalt chromium. Thanks to its fine grained powder texture, dental technicians are able to choose between the fast and the programme controlled heat-up method – with reliable expansion control.

Investments need room to expand in their cylinder. That is why a good ring liner is of paramount importance. GC has developed Casting Ring Liner, a ceramic and asbestos fibre-free liner to allow total expansion for investments. The 1 mm thickness creates a perfect buffer and allows your investment to expand as much as needed to prevent cracks and to deliver perfectly fitting castings. Casting Ring Liner comes in 20 m rolls

Individual and complementary positioning of the Fujivest Platinum II & Premium investment line. The chart clearly shows the positioning of each investment for the type of dental alloy and type of restoration.



With these investments, GC Europe once again confirms its competence in the production of phosphate-bonded investments for crowns and bridges. Fujivest Platinum II and Premium are adapted to the demands of the modern C&B- casting market in Europe.

Casting



A more exact fit than ever before



Fujivest® Platinum II from **GC**: Carbon-free phosphate-bonded investment

Fujivest Platinum II is an investment material specifically designed for precious and semi-precious alloys. With its long comfortable working time and improved fluidity, investing complicated cases has become easier than ever before. With an increased expansion range, this top of class material has become even more versatile. The extremely smooth surface of Fujivest Platinum II will produce highly precise castings at any time. This top quality investment can be used in both quick heating & step heating procedures.

INDICATIONS

Precision casting investment for both quick-heating and conventional step heating processes. For precious, semi-precious and Pd base alloys.

ADVANTAGES

- Extended working time, improved fluidity
- Facilitates a perfect fit for complex cases, such as implant suprastructures and long-span bridges
- Extremely smooth casting surfaces
- Easy to steer and very wide expansion range
- Devests easily, with reduced risk of damaging castings

ORDERING INFO

Fujivest Platinum II powder is available in 60 g, 90 g and 150 g bags. The liquid comes in 900 ml bottles.

Fujivest® Premium from **GC**: Carbon-free phosphate-bonded investment

Fujivest Premium is a carbon-free phosphate bonded investment for crowns and bridges, suitable for all types of dental alloys with special attention to non-precious alloys. Whether heated up quickly or conventionally, with or without a casting ring, the reliable expansion control of Fujivest Premium produces consistently precise casting results.

INDICATIONS

Suitable for all dental alloys with special attention to non-precious alloys. For use in both quick and step-heating procedures.

ADVANTAGES

- Offers a wide expansion range of up to 3.5 % – implant suprastructures with non-precious alloys are now safe and straightforward
- Accommodates ringless techniques in both quick and slow-heating procedures
- Highly accurate fit due to easy liquid solution for optimal expansion control
- High fluidity and smooth consistency
- Robust investment but easy devesting

ORDERING INFO

Fujivest Premium powder is available in 60 g, 90 g and 150 g bags. The liquid comes in 900 ml bottles.

RELATED PRODUCTS

Casting Ring Liner



PATTERN RESIN LS



Inlay Wax SOFT,
MEDIUM & HARD



Initial CAST NP



Casting



A more exact fit than ever before

Fujivest® II from GC: Carbon-free phosphate-bonded investment

A carbon-free phosphate-bonded investment for precision crown and bridge castings of all dental alloys, including Ni-Cr and Co-Cr.

INDICATIONS

Perfect castings for non-precious alloys in both quick and slow heating methods.

ADVANTAGES

- Carbon-free
- Ringless techniques possible in both quick and slow heating-up schedules
- High fluidity and high wettability
- Smooth surface
- Controlled setting and thermal expansion
- Special low expansion liquid

ORDERING INFO

Fujivest II powder is available in 60 g, 90 g, 150 g and 2 kg bags. The normal and low expansion liquids come in 900 ml bottles.

Fujivest® Super from GC: Carbon-free phosphate-bonded investment

Fujivest Super, a carbon-free phosphate-bonded investment for castings of precious, semi-precious and Pd-base alloys, also for complicated implant castings.

INDICATIONS

High accuracy for precious and semi-precious alloys, even for long span restorations. Please ask for special instructions for use on Implantology techniques.

ADVANTAGES

- Quick heat method
- Total expansion up to 2.34 % - special high expansion liquid available
- Creamy consistency with high fluidity and high wettability for an excellent reproduction of details
- Controlled setting and thermal expansion offering high precision fit
- Easy deinvesting
- Precise depiction, giving exact surface reproduction and precise castings

ORDERING INFO

Fujivest Super powder is available in 60 g, 90 g and 150 g bags. The normal and high expansion liquids come in 900 ml bottles.

RELATED PRODUCTS

Casting Ring Liner



PATTERN RESIN LS




GC Inlay Wax SOFT,
MEDIUM & HARD



GC Initial CAST NP





Initial® CAST NP from GC: CoCr based casting alloy

Initial CAST NP is a cobalt chrome based casting alloy for the fabrication of crowns & bridges with a suitable metal veneering ceramic or acrylic veneering material. Thanks to the extra fine molecular structure a smooth and compact surface can be achieved after the casting procedure. The alloy has a reduced oxide formation even after repeated ceramic firings, as such enhancing the aesthetic outcome.

INDICATIONS

Initial CAST NP is for the fabrication of crowns & bridges with a suitable metal veneering ceramic or acrylic veneering material.

ADVANTAGES

- Thermal Expansion of $14,1 \times 10^{-6}$ K⁻¹, compatible with the most common metal veneering ceramics on the market
- Outstanding handling properties and fluidity
- Extra fine molecular structure for smooth compact surfaces after casting
- Highly corrosion resistant and free of beryllium, indium and gallium.
- Low oxide formation
- Optimal synergy with Initial MC for superb aesthetics

ORDERING INFO

Initial Cast NP comes in jars of 250-500-1000 g.

Stellavest® from GC: Carbon-free phosphate-bonded investment

Specially developed to fulfil the all day-by-day requirements of a casting investment and the suitability for use with non-precious dental alloys.

INDICATIONS

For use in both quick and slow heating methods. With special attention to the ringless technique with quick heating procedures.

ADVANTAGES

- Carbon-free
- Quick heat method
- Wide range of expansion (up to 3 %) for all alloys including Co-Cr
- Ring or ringless techniques
- High precision with smooth surfaces
- Very robust, yet easy to deinvest
- Economic

ORDERING INFO

Stellavest powder is available in 150 g and 2 kg bags. The liquid comes in 900 ml bottles.

RELATED PRODUCTS

Casting Ring Liner



PATTERN RESIN LS



GC Inlay Wax SOFT, MEDIUM & HARD





Investing made easy!



A more exact fit than ever before

LiSi PressVest from GC: Phosphate Bonded Investment for perfect pressings

Phosphate bonded investment for pressable ceramic techniques (Type I) Class 2.

INDICATIONS

Specially developed for multiple press ceramic techniques:

- All ceramic press techniques:
 - Inlays
 - Facings
 - Crowns
- Press-over ceramic techniques

ADVANTAGES

- High fluidity
- Long working time
- Stable setting time
- More flexible time to furnace
- Time savings - great for lab workflows
- Wider sprueing capacity
- Better internal adaptation
- Easy removal of reaction layer - no hydrofluoric acid

ORDERING INFO

LiSi PressVest is available in powder (6 kg box with 100 g packs x 60), liquid (900 ml bottle) and SR liquid (100 ml bottle).

G-Cera ORBIT VEST from GC: Refractory die material

Phosphate-bonded refractory die material for the direct layering of ceramic materials for the manufacture of inlays, onlays, crowns and veneers.

INDICATIONS

Direct layering of ceramic materials for the creation of inlays, onlays, crowns and veneers.

ADVANTAGES

- Controllable expansion by mixing of 2 powders
- Good wettability
- High stability
- Smooth surface and easy to remove
- Additional heating procedure possible
- Suitable for almost all ceramic materials with precise firing results

ORDERING INFO

G-Cera ORBIT VEST comes in 33 g bags in 2 versions: for Crowns/Veneers and for Inlays. The liquid comes in 200 ml bottles.

RELATED PRODUCTS

Initial LiSi Press



Initial LiSi



RELATED PRODUCTS

Initial Connector Paste



Initial MC





Natural fit and flexibility

CERASMART™270 from GC: Force absorbing hybrid ceramic CAD/CAM Block

CERASMART270 is developed using the FSC technology, an innovative filler treatment method for homogeneous filler dispersion, having a great impact on physical properties. A stronger bond between the filler and matrix is achieved, together with an increase in filler load, resulting in a stronger material with improved aesthetic properties.

INDICATIONS

- Metal free indirect restorations:
 - full crown
 - inlay
 - onlay
 - laminated veneer
- Implant supported crown

ADVANTAGES

- Strong and flexible
 - Very high flexural strength to ensure longevity
 - High flexibility with high breaking energy to buffer masticatory pressure
 - Extremely low wear to the opposing dentition
- Flexible and precise
 - Fast and precise milling, superb marginal adaptation
 - High radiopacity for an easy follow-up
- Precise and beautiful
 - Warm colours for very natural fluorescence and opalescence
 - Easy to achieve superior gloss that lasts
- Beautiful and convenient
 - CERASMART270 is the only hybrid ceramic block that can be either sandblasted or pre-treated with hydrofluoric acid
 - CERASMART270 can be either polished or characterised with OPTIGLAZE color, a wear resistant coating solution that is unique to GC

ORDERING INFO

See page 42

RELATED PRODUCTS

CERAMIC
PRIMER II

OPTIGLAZE color

DiaPolisher Paste



Fast, strong, beautiful

Initial® LRF BLOCK from GC: Leucite-Reinforced Feldspar CAD/CAM block

GC is proud to extend its CAD/CAM consumable portfolio with Initial LRF, a leucite-reinforced feldspar CAD/CAM block in five high and low translucency V-shades for full-contour, all-ceramic indirect restorations.

The blocks offer a nature analogue light dynamic with a perfectly balanced translucency, fluorescence and opalescent character.

Fast and easy handling: just mill, polish and cement.

ADVANTAGES

- High density - less risk of chipping
- Extremely smooth surface after milling
- No firing necessary to get outstanding physical properties
- Easy polishing with conventional manual and mechanical tools
- Chameleon effect for optimal colour integration
- Dedicated Glaze Paste for ceramic firing

INDICATIONS

Fabrication of full contour all ceramic indirect restorations:

- Single anterior and posterior crowns - partial and full
- Inlays
- Onlays
- Veneers
- Endo crowns on molars

ORDERING INFO

Available in 5 V-shades (A1, A2, A3, A3.5, B1), one bleach shade (BL) & two translucencies (HT-LT). It is available in sizes 12, 14, and 14L, in refills of 5 blocks. Also comes with Glaze Paste (4g) & Diluting Liquid for ceramic firing. The available in sizes 12, 14, and 14L come with either a Cerec or Universal mandrel in refills of 5 blocks.


RELATED PRODUCTS

G-CEM LinkForce

G-CEM LinkAce

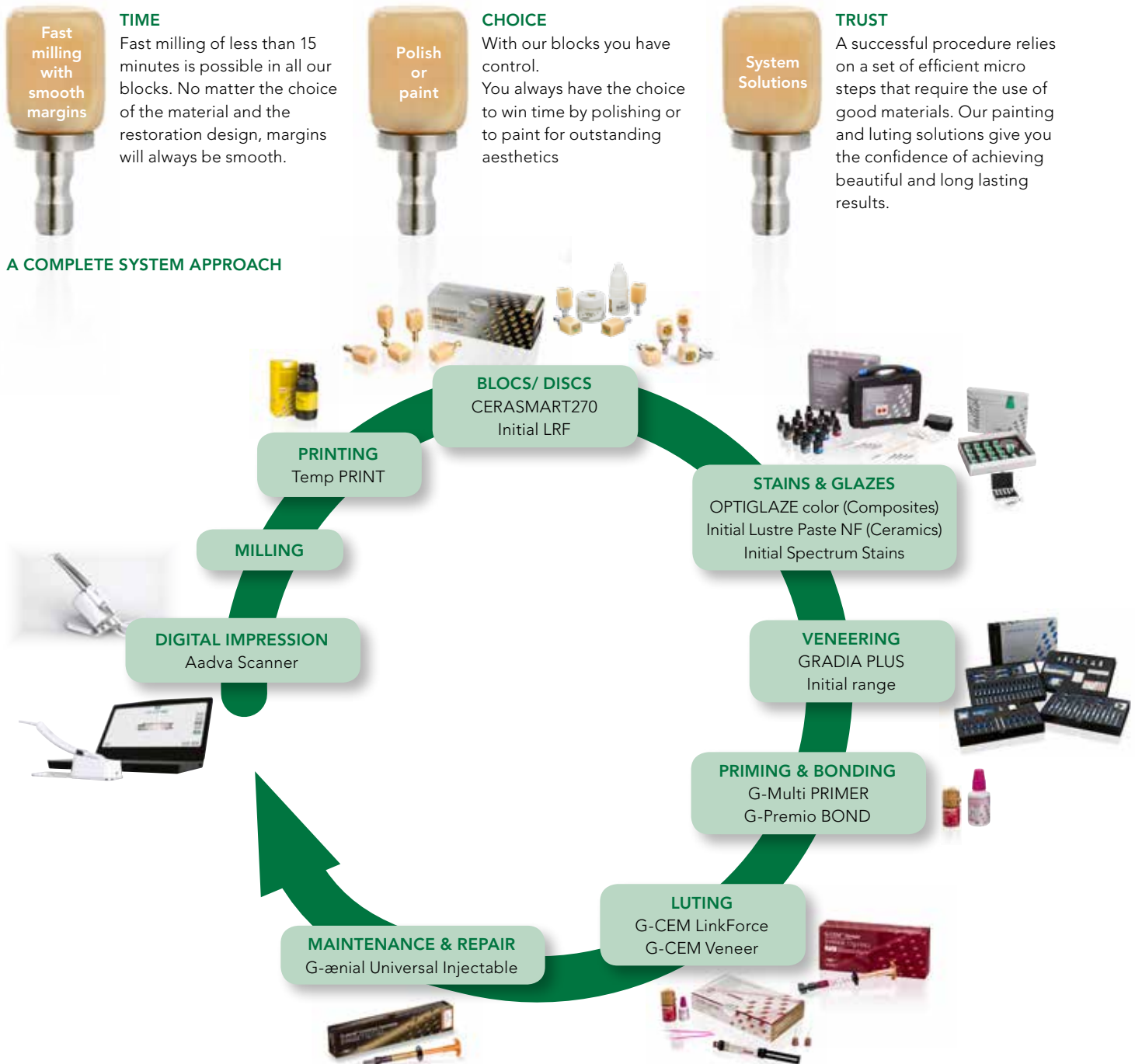
LRF

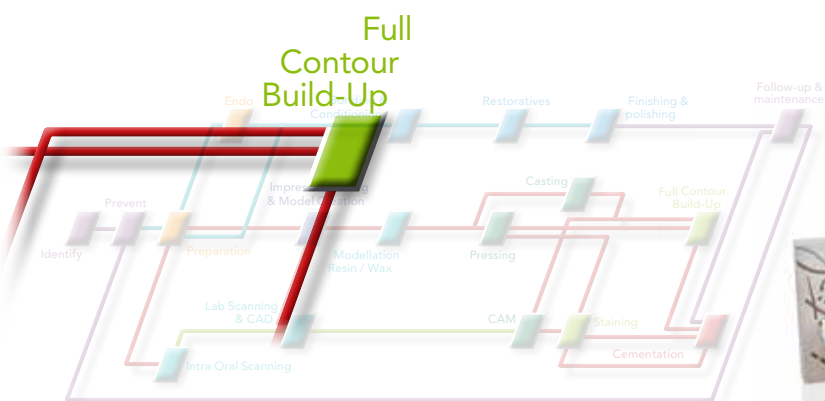




Optimization of aesthetics, physical properties and speed

GC's philosophy in CAD/CAM is based on the needs of dentists and lab technicians. In today's fast moving environment, time is always in shortage. We provide solutions that are fast and reliable, by offering blocks that can be either polished or characterized, while ensuring great aesthetics and physical properties for restorations that pass the test of time. Be it anterior veneers or posterior crowns, our blocks have you covered.





Initial® MC from GC: The ultimate metal ceramic system

GC's Initial MC ceramic system offers new perspectives for metal ceramic indications. The feldspar portion and the excellent light-optical properties release an enormously high aesthetic potential, whether you work with standard layering techniques for ease and quickness or with life-like layering techniques for the highest aesthetic demands. The CTE is adapted to all conventional alloy types, irrespective of whether they contain silver, have a reduced gold content or are palladium-based. Even NEM and galvano crowns can be easily used for veneering with ceramic. With Initial MC, no need to worry about shrinkage during the firing process, even with high gold content alloys.

INDICATIONS

Initial MC perfectly adapted to all conventional precious & non precious dental alloys. With the modular system you can evolve from the 3 layer technique in steps towards an individual multi-layer approach. The system can be combined with the Initial Lustre Pastes NF and all other Initial MC system components such as bleach, gum and CST shades.

Master all your challenges

ADVANTAGES

- Optimised shrinkage properties and good polishability
- Effect materials for all the different staining and layering techniques
- Both powder and paste opaque's are available
- Perfectly coordinated components including bleach and gum shades
- Cross-system logic for all materials and shade matching
- Simple handling and short learning curve
- Quick, aesthetic and economical results
- Easy & fast application combined with a short learning curve facilitate and economical way of working

ORDERING INFO

Initial MC is available in a series of sets, Entrance, Basic, Basic Plus or Advanced containing either the Paste Opaques or the Powder Opaques.. Furthermore you can add the Bleach or Gum Shades Sets and the INvivo/INsitu stain sets to your assortment.



RELATED PRODUCTS

Initial Lustre Pastes NF



Initial gum & bleach



Initial MC CST



Full
Contour
Build-Up



Master all your challenges

Initial® INmetalbond from **GC:**
Buffer between Initial metal ceramics and dental alloys

Initial INmetalbond is used as a thin layer between the alloy and the first Opaque layer. The Initial INmetalbond blocks the escaping metal oxides and neutralizes differences in the expansion coefficient. The bonder does not increase the bonding strength as such but allows a wider span of CTE compatibility.

INDICATIONS

Can be used on all PFM alloys, precious as well as non-precious.

ADVANTAGES

- Easy to apply
- Ready-to-use paste
- Neutralises differences in the expansion coefficient between Initial metal ceramics and dental alloys
- Improves and secures the chemical bond on various types of alloys
- Allows a wider span of CTE Compatibility

ORDERING INFO

Initial INmetalbond comes in 4 g syringes.

Initial® Connector Paste from **GC:**
Fine ceramic paste for the sinter technique

Initial MC/LF Connector Paste is used as an intermediate coat between the GC refractory die materials to ensure a perfect fit and optimal firing result for the ceramic sinter technique.

INDICATIONS

Initial Connector Paste is indicated for base firing on refractory die materials, like G-Cera Orbit Vest.

ADVANTAGES

- Ready-to-use paste
- Red colour for optimal application on refractory model before firing
- Perfect match with Initial MC and Initial LF

ORDERING INFO

Initial MC/LF Connector Paste comes in 6 g jars.

RELATED PRODUCTS

Initial Cast NF



Initial MC



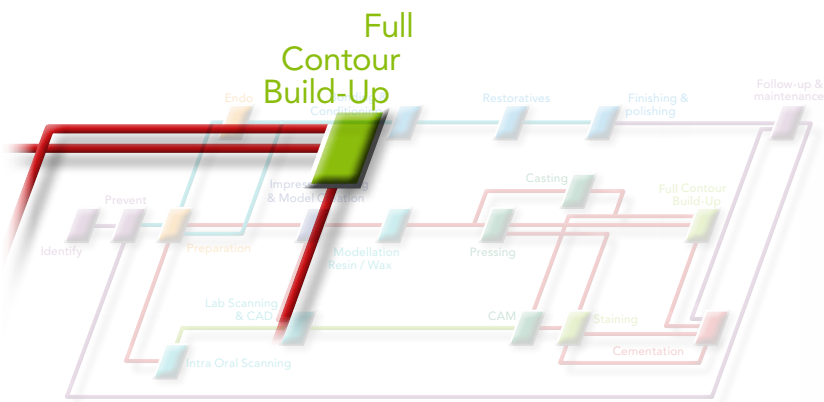
RELATED PRODUCTS

G-Cera Orbit Vest



GC Initial MC / LF





Initial® LiSi from GC: Specialized ceramic for lithium disilicate

Master all your challenges

With Initial LiSi, GC offers a highly aesthetic feldspar veneering ceramic adapted to the light-dynamics of lithium disilicate frameworks. With this type of frameworks gaining popularity, GC now offers a solution for highly aesthetic and durable restorations for long-term patient satisfaction.

Initial LiSi is characterised by a precisely adapted coefficient of thermal expansion (CTE), low firing temperatures and maximum stability even after multiple firings. But Initial LiSi will mainly impress you with its excellent aesthetics on lithium disilicate frameworks, particularly in terms of their optical dynamics.

INDICATIONS

Initial LiSi can be used both in the individual layering and in the cut-back technique following the proven Initial ceramic concept – One shade system – One layering technique. If you want to go even further, full anatomical frameworks can be enhanced by staining using the Initial Lustre Pastes NF.

ADVANTAGES

- Superior natural aesthetics, specially designed and adapted to the light-dynamics of lithium disilicate frameworks
- Low firing temperature and exactly cross-matched coefficients of thermal expansion with high stability, even after multiple firings
- Comprehensive shade and layering system
- Simple handling and short learning curve
- Quick, aesthetic and economical results

ORDERING INFO

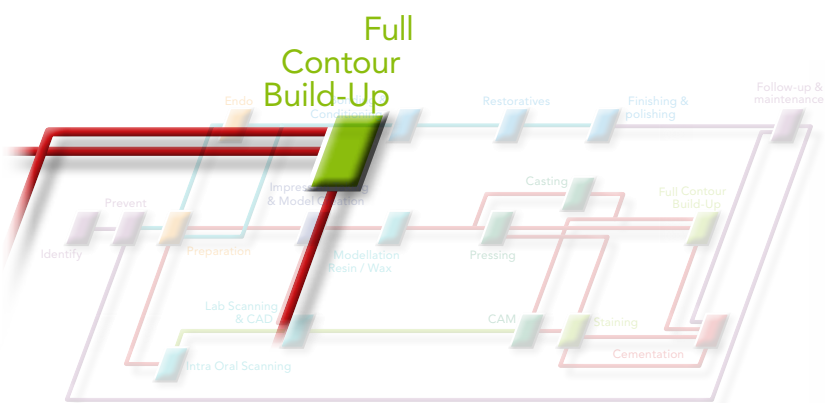
Initial LiSi comes in 2 different sets: Basic and Advanced.



RELATED PRODUCTS

Initial Lustre Pastes NF





Initial® LiSi Press from GC: Lithium disilicate glass ceramics

GC's Initial LiSi Press is the first Lithium Disilicate ceramic ingot with High Density Micronization (HDM), a technology unique to GC that provides unsurpassed physical properties and the most natural, lifelike aesthetics of any pressed ceramic option on the market today.

The result is the ultimate combination of strength and aesthetics, making Initial LiSi Press perfectly suitable for all types of restorations through all levels of transparency.

ADVANTAGES

- Unsurpassed flexural strength
- Unparalleled aesthetics:
 - Richer, warmer, brighter colour with excellent fluorescence
 - Predictable material and colour stability after repeated firings
 - Optimised for use Initial LiSi veneering ceramic and Initial Lustre Pastes NF
- Seamless learning curve
- Real time savings
- Almost no reaction layer when devested - cleaner presses
 - Easy layer removal with glass bead blasting - no hydrofluoric acid
- Lower solubility than other leading brands - permanent gloss
- Antagonist friendly and wear resistant

Press for perfection

INDICATIONS

- Occlusal veneers
- Thin veneers
- Veneers
- Inlays
- Onlays
- Crowns in the anterior and posterior region
- 3-unit bridges in the anterior region
- 3-unit bridges in the premolar region up to the second premolar as most lateral unit
- Crown or splinted crown on top of an implant abutment
- 3-unit bridges up to the second premolar placed on top of an implant abutment

ORDERING INFO

Available in High, Medium & Low Translucency and Medium Opacity. Sleeve of 5 ingots.



RELATED PRODUCTS

Initial LiSi



LiSi PressVest

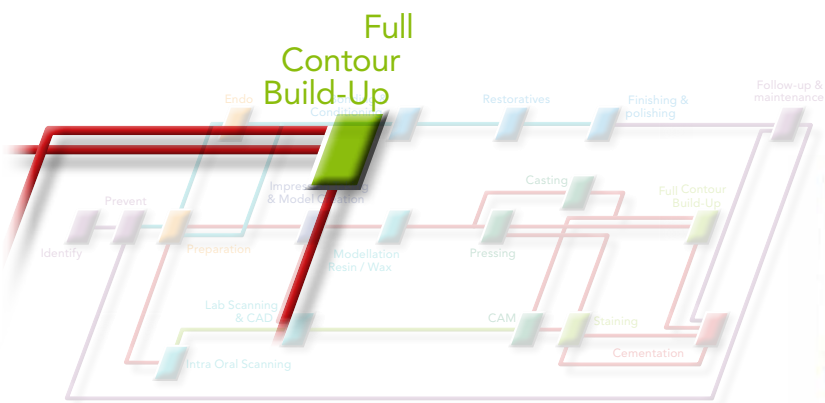


Initial Lustre Pastes NF



G-CEM LinkForce





LiSi PressVest from GC:

Phosphate bonded investment for pressable ceramic techniques (Type I) Class 2

LiSi PressVest, part of GC's well-known investment product portfolio, is a carbon free phosphate bonded speed investment adapted to multiple press-ceramic and quick heating techniques. Its high fluidity and long working time guarantee an accurate and detailed reproduction. No need for hazardous hydrofluoric acid or alumina blasting as the reaction layer can easily be removed just with glass beads. In short, an investment offering an optimized workflow and ensuring time savings for the dental laboratory.

Investing made easy!

ADVANTAGES

- High fluidity
- Long working time
- Stable setting time
- More flexible time to furnace
- Time savings - great for lab workflows
- Wider sprueing capacity
- Better internal adaptation
- Easy removal of reaction layer - no hydrofluoric acid

INDICATIONS

Specially developed for multiple press ceramic techniques:

- All ceramic press techniques:
 - Inlays
 - Facings
 - Crowns
- Press-over ceramic techniques

ORDERING INFO

LiSi Pressvest is available in powder (6kg box , 100g pack x 60); liquid (900ml bottle) and SR Liquid (surface refining liquid for wax surface treatment) 100ml bottle.



RELATED PRODUCTS

Initial LiSi Press



Initial LiSi



Initial PC



Initial IQ Press Concept





Initial® Zr-FS from GC: Specialized zirconium oxide ceramic system

A perfect fit for ultimate comfort

GC's Initial Zr-FS is an improved feldspar based zirconium oxide veneering ceramic for use with high strength zirconium frameworks. The unequalled natural optical effects and increased stability after multiple firings, makes it ideal for the fabrication of complex and delicate substructures such as bridges. The dedicated Zr Light Reflective Liners are ready-to-use liners designed for reliable shade masking of different coloured Zircon frameworks while maintaining the aesthetically relevant light effects. After conditioning the framework in this way, a standardised layering technique will lead to perfect shade results.

INDICATIONS

Initial Zr-FS allows you to fabricate every type of conventional full ceramic and hybrid restoration reliably and true-to-colour using zirconium oxide frameworks.

ADVANTAGES

- High content of extremely pure special selected feldspar
- Superior aesthetics on all types of high tensile strength zirconium frameworks
- Firing temperature of 810 °C and short cooling times
- Very good wettability, high stability and smooth surfaces
- Superior natural aesthetics on high tensile strength Zr-frameworks

ORDERING INFO

Initial Zr-FS comes in 4 different sets: Basic, Advanced, Bleach and Gum Shades.



RELATED PRODUCTS

Initial Zr Light Reflective Liners



Initial Zirconia Disk



Initial Lustre Pastes NF



Full
Contour
Build-Up



Master all your challenges

Initial® Ti from GC: Specialized metal ceramic system

Initial Ceramic System offers perspectives for special metal ceramic indications such as titanium frameworks. Initial Ti is indicated in situations where high demands are placed on biocompatibility and the most superior aesthetics are expected.

By means of the Initial Ti Bonder, an optimal bonding between titanium frame structures and Initial Ti porcelain is secured.

INDICATIONS

With a coefficient of thermal expansion of $8.6 \times 10^{-6} \text{ K}^{-1}$ (25 °-500 °C) Initial Ti is adapted to all titanium base materials.

ADVANTAGES

Initial Ti

- Optimal bonding to titanium structures
- Firing temperature 780 °C
- Effect materials for all the different staining and layering techniques
- Perfectly coordinated components, including bleach shades
- Simple handling and short learning curve

Initial Ti Bonder

- Easy to mix and apply with short working steps
- Suitable for all titanium metals – whether pure or alloyed, cast or milled

ORDERING INFO

Fully in line with the other ceramics of the range, Initial Ti comes in Basic, Basic Plus, Advanced and Bleach sets. The Initial Ti Bonder is delivered as 4 g powder and 25 ml liquid.

Initial® LF from GC: Specialized low fusing metal ceramic system

Initial LF is a synthetic ceramic for low-temperature firing on alloys with a CTE compatible with those for Initial MC. This low fusing ceramic can easily be polished for a 'true-to-life' glossy sheen and reduced occlusal abrasion. Initial LF is used to correct restorations made with Initial MC or as a build-up material on Initial PC copings.

INDICATIONS

The coefficient of thermal expansion (CTE) of $11.6 \times 10^{-6} \text{ K}^{-1}$ (25°- 500° C) makes Initial LF suitable for ceramic-metal alloys with a standardized CTE, for NEM, high- and reduced-content gold alloys, but also for galvano or palladium-based alloys (with a silver content < 20 %).

ADVANTAGES

- Synthetic ceramic with a firing temperature of 770 °C
- Excellent low-shrinkage properties
- Optimised shrinkage properties and superb polishability
- Effect materials for all the different staining and layering techniques

ORDERING INFO

Fully in line with the other ceramics of the range, Initial LF comes in Basic, Basic Plus, Advanced and Bleach sets.

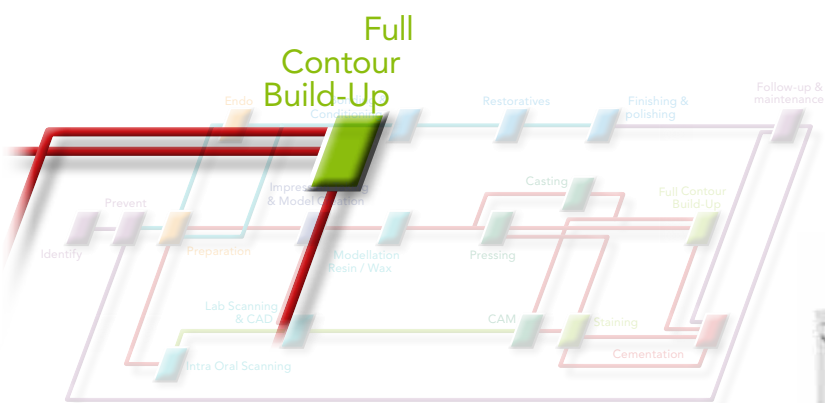
RELATED PRODUCTS

Initial Spectrum Stains



Initial Lustre Pastes NF





Initial® Gum & Bleach Shades from GC: Specialized ceramic systems

“No white aesthetics without red aesthetics”. To make gingival restorations with Initial even more aesthetic and more natural, the add-on sets Initial MC and Initial Zr gum shades meet all the requirements for highly aesthetic gingival reproductions. To extend this harmonised shading system and to follow the trend for very light tooth colours, GC offers the Initial Bleach Shades, a unique colour set that allows you to match even the lightest tooth shades whatever ceramic restoration system you use.

Master all your challenges

INDICATIONS

The gingival-coloured materials are especially suited to indications in the areas of implant superstructures, crown & bridgework techniques. With the Initial Bleach Shades you can match even the lightest tooth shades whatever ceramic restoration system you use.

ADVANTAGES

Initial Gum Shades

- Five nature analogue gingival shades
- Especially suited to indications in the areas of implant suprastructures, crown & bridgework techniques
- For soft tissue zones made of ceramic that need to be individually characterised to create a lifelike transition from the crown margin to the gingiva
- Individual steps can easily be divided between the different firings – depending on the indication and individual preference

Initial Bleach Shades

- Complementary to five Initial ceramic systems
- Highest aesthetics thanks to true-to-nature light dynamics
- Special shades beyond the conventional colour palette
- Different components can be added together to create increasingly aesthetic restorations

ORDERING INFO

The Initial Gum shades are available for Initial MC and Initial Zr-FS
The Initial Bleach shades are offered for Initial MC, LF, Ti, Zr-FS

RELATED PRODUCTS

Initial MC, LF, Ti, Zr-FS

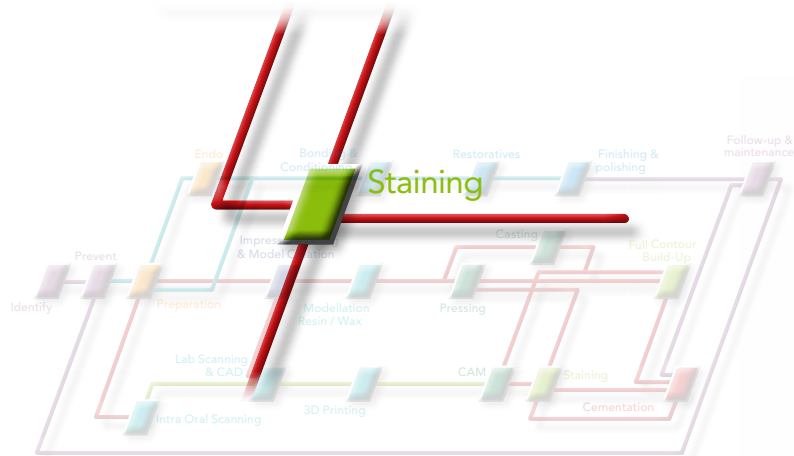


Initial Spectrum Stains



Initial Lustre Pastes NF





Initial® IQ Lustre Pastes NF from GC: Unique 3-dimensional paintable ceramic

Bring Red & White aesthetics to all your precious works ... just by painting

With the Initial Lustre Pastes NF you no longer need complex layering or extra firing cycles to obtain an unsurpassed vitality and a natural glaze for all your restorations. The steps to complete your crown and bridgework remain identical, regardless of the technique you use to create ceramic-based restorations. Do you need to change the colour, the brightness, the grey value or the surface gloss of your layered crowns and bridges? Looking for a way to add extra vitality to your CAD/CAM produced monolithics? Do you prefer to press your ceramics and then paint the characteristics at a later stage? Initial Lustre Pastes NF is the solution in any case.

INDICATIONS

With the Initial Lustre Pastes NF you can easily improve or modify your conventional ceramic crown and bridgework (CTE –between 6,9 and 13,3):

- Initial Lustre Pastes NF - V-shades to change the brightness, colour and value of all ceramics. To be used in the cut-back technique with your pressed or layered work and all your monolithic zirconiumoxide works:
 - 5 Basic colours to achieve a V-Shade restoration in the easiest way.
 - 9 Advanced colours to open up your artistic side and paint white spots, decalcifications, hair lines and crack lines.
- Initial Lustre Pastes NF Gum Shades for a lifelike transition from the crown margin to the gingiva:
 - 5 ready to use gum coloured pastes with an ideal thixotropy for easy and precise application.
 - 4 mixable Gum Modifiers allowing unlimited creativity to copy natural gingival harmony.

ADVANTAGES

- One kit for the complete Initial ceramic range (CTE – between 6,9 and 13,3)
- No complex layering or extra firing cycles required.
- Available in a ready to use jars for a more convenient application
- Diluting and Refresh liquids to keep the optimal consistency until the end

ORDERING INFO

Initial Lustre Pastes NF V- shades and Initial Lustre Pastes NF Gum- shades come in complete sets with all colours, including liquids and accessories. All shades and liquids are available as refills as well:

- Neutral, Body A, Body B, Body C and Body D
- Enamel Effect shades: Vanilla, White, Grey, Dark Grey, Light Blue, Dark Blue, INcizio, Olive and Value
- Gum Shades: G-23, G-24, G-34, G-35 and G-36
- Stain Modifiers: M1, M2, M3 and M4



RELATED PRODUCTS

Initial Ceramic line





Master all your challenges

Initial® IQ – Layering Concept from GC: Layering-over-Metal and Layering-over-Zircon

GC has been seeking a method of providing technicians with a means of always achieving the same quality and reproducibility of aesthetic results. Through the development of the Initial IQ- One Body- Layering Concept, GC can now offer a compact ceramic set for the fast and easy reproduction of the standard V-shades. This new system enables technicians to reproduce the same aesthetical results with fewer materials.

INDICATIONS

The monolithic build-up with only one powder enables you to concentrate 100% on form and function of the prosthetic works. Vitality and a natural appearance are in the final step added with the Initial IQ Lustre Pastes NF.

ADVANTAGES

- Layering-over-Metal is compatible with standard porcelain alloys
- Layering-over-Zircon is compatible with all Zr-based technologies
- Crown build-up with only one powder allows full attention to shaping and function
- Fast reproduction of standard V-colours following the 'paint by numbers' approach with Initial Lustre Pastes NF
- Crown build-up with only one powder allows full attention to shaping and function

ORDERING INFO

The Initial IQ Layering-Over-Metal and Layering- Over-Zircon system sets contain all products and accessories needed. In addition we offer the Initial Zr, Light Reflective Liner Set.

Initial IQ – Press Concept from GC: Press-over-Metal and Press-over-Zircon

GC's Initial IQ Press-over-Metal and Press-over-Zircon systems are feldspar-based pressable ceramics that demonstrate unsurpassed lifelike aesthetics. The pre-blended ingots and the Initial IQ Lustre Pastes NF add up to an internal light dynamic that delivers unrivalled vitality and natural lustre. This system is compact and easy to use, suitable to all dental technicians.

INDICATIONS

Initial IQ is a Press-over concept for metal and zirconium frame structures. This concept offers for the first time the possibility to press posteriors and anteriors without further layering technique. The standard V-colours are reproduced with the Initial Lustre Pastes NF following the 'paint by numbers' approach.

ADVANTAGES

- Press-over-Metal is compatible with standard porcelain alloys (CTE range 13.8 to 14.9)
- Press-over-Zircon is compatible with all Zr-based pressable and CAD/CAM technologies
- Can be used to press posteriors and anteriors without further layering technique
- Aesthetics are achieved following the 'paint by numbers' with Initial Lustre Pastes NF
- Quick reproduction of standard V-colours

ORDERING INFO

The Initial IQ Press-Over-Metal and Press-Over-Zircon systems are available in complete system sets containing all products and accessories needed.

RELATED PRODUCTS

Initial Cast NF

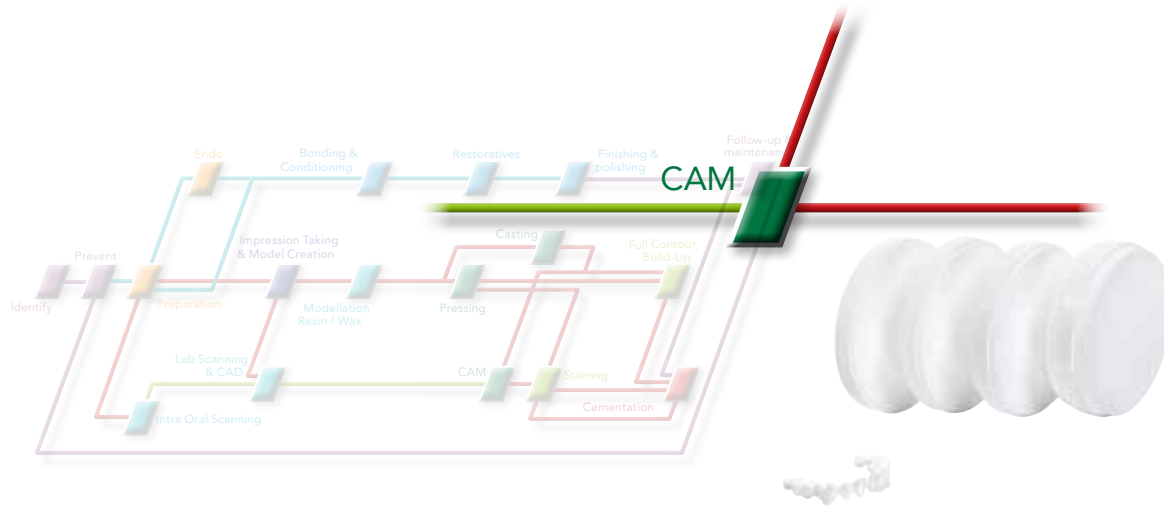


InitialZr Light Reflective Liners



Initial Zirconia Disk





Initial Zirconia Disk from GC:

The zirconium disk for your most demanding cases

Zirconium has become the preferred material of choice for many technicians looking for aesthetics combined with strength. Initial Zirconia Disk completes the line of Initial Zr-FS products.

The monolithic crowns and bridges milled with Initial Zirconia Disk require no porcelain build-up – in combination with the Initial Lustre Pastes NF you will get the highest aesthetic level in no time.

For monolithic and full-contour aesthetics

INDICATIONS

Initial Zirconia Disk Standard Translucent (ST) / High Translucent (HT):

- Anterior and posterior crowns
- Multi-unit bridges
- Hybrid abutments
- Implant frameworks

Initial Zirconia Disk Ultra High Translucent (UHT):

- Inlays/Onlays
- Veneers
- Anterior and posterior crowns
- Three-unit bridges (including molars)

ADVANTAGES

- High strength, translucency and aesthetics
- Optimal edge stability and millability
- Customization with Initial Zr-FS and Initial Lustre Pastes NF
- With a diameter of 98.5 mm and thicknesses of 12, 14, 18 & 25 mm, these disks will fit most CAD/CAM milling machines.

ORDERING INFO

There are three types to choose from:

- Standard Translucency (ST), ideally for veneering
- High Translucency (HT) and Ultra-high Translucency (UHT), ideally for full contour, monolithic restorations

Both versions are available in 98.5 mm disks in 12, 14, 18 & 25 mm thickness, sized to fit most CAD/CAM milling machines.

RELATED PRODUCTS

Initial Lustre Pastes NF

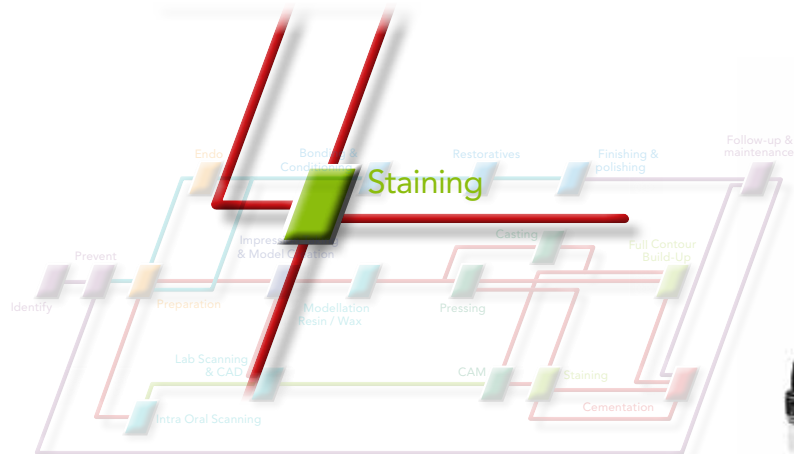


Initial Spectrum Stains



Initial Zr-FS





OPTIGLAZE color from GC:

A light-cured characterization coating for indirect restorations

Are you looking for a simple solution to add characterisation to your everyday aesthetic creations? Then OPTIGLAZE color will impress you because it adds colour, surface gloss and high wear resistance to all your restorations. Ready to use, easy to handle and cutting on the polishing stage this product will save you valuable time. You can choose from a wide variety of colours, both for internal and external characterisation, leading to perfect aesthetics. The renowned nano-filler technology gives your restoration a high wear resistance, for long-lasting gloss with a high discolouration resistance.

Because everything looks better in COLOR

INDICATIONS

The versatility of OPTIGLAZE color will impress you because it adds colour, surface gloss and high wear resistance to all your:

- Composite crowns & bridges
- Temporary resin crowns & bridges
- Hybrid Ceramic crowns
- Implant retained dentures
- Acrylic permanently fixed implant bridges
- Artificial teeth

ADVANTAGES

OPTIGLAZE color features GC's renowned nano-filler technology and is set apart by the following features & benefits:

- Time saving
 - Light-curing cuts polishing stage
 - Easy handling & application
- Perfect aesthetics
 - A wide variety of colours available
 - Thin coating layer (25-50 µm) and long-lasting gloss
- Durable results
 - High wear resistance and discolouration resistance
 - Excellent bonding to a wide variety of polymer-based materials

ORDERING INFO

OPTIGLAZE color is available in a complete set with accessories. All shades are available as refill as well: A plus, B plus, C plus, white, ivory white, yellow, orange, pink orange, red brown, olive, grey, blue, lavender, pink, red, clear and clear HV.



RELATED PRODUCTS

CERASMART

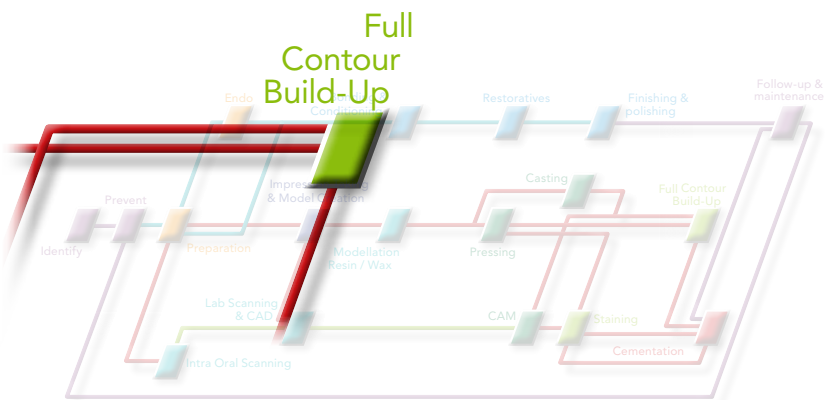


UNIFAST III



Labolight DUO





GRADIA® PLUS from GC: Modular composite system for indirect restorations

Light-cured composites for dental restorations have continuously gained in popularity over the years. They stand out for their ease of use and speed, but also for their antagonist friendliness and shock absorption...all keys to success in a variety of clinical situations.

With a long tradition in composite technology, GC has developed GRADIA PLUS - a high-strength, nano-hybrid, light-curing indirect composite system. GRADIA PLUS has brightness, translucency, chroma and a natural opalescence in the oral environment that compares favourably to ceramics. Fewer standard colours in a modular format, offering you productivity, flexibility and individuality.

INDICATIONS

GRADIA PLUS covers a wide range of indications and techniques, from classic or multi-chromatic build-up to monolithic approaches

1. Crown and Bridgework (with metal backing)
2. Metal free restorations: Jacket Crowns, Inlays, Onlays and Laminated Veneers
3. Implant superstructures
4. Reproduction of gum tissue for crown restorations

Where innovation meets indication

ADVANTAGES

- Latest ceramic polymer technology
- Aesthetic & easy to polish
- Modular & rational
- Innovative Colour & Coating System
- Red & White aesthetics in perfect harmony
- Curing at the speed of light

ORDERING INFO

Layer Set, Paint Set, Accessory Set

For the production of high-aesthetic crown and bridge work using the layering technique:

The combination of these three sets will enable you to create vitality and a natural appearance using fewer materials.

Layer Set, Layer Plus Set, Paint Set, Accessory Set

For the production of high-aesthetic crown and bridge work using the layering technique:

The combination of these four sets will enable you to create an almost unlimited number of colour and texture combinations

Gum Shades Set, Paint Set, Accessory Set

The GRADIA PLUS approach offers a solution for the most complex "red" aesthetic cases:

The combination of these two sets will allow you to closely match a patient's gingival tissue in colour and texture, regardless of their age or ethnicity

One Body Set, Paint Set, Accessory Set

For a fast and easy monolithic reproduction of standard V-shades:

the combination of these three sets will meet all your aesthetic and cost-efficiency demands.

RELATED PRODUCTS

Labolight DUO



CERASMART

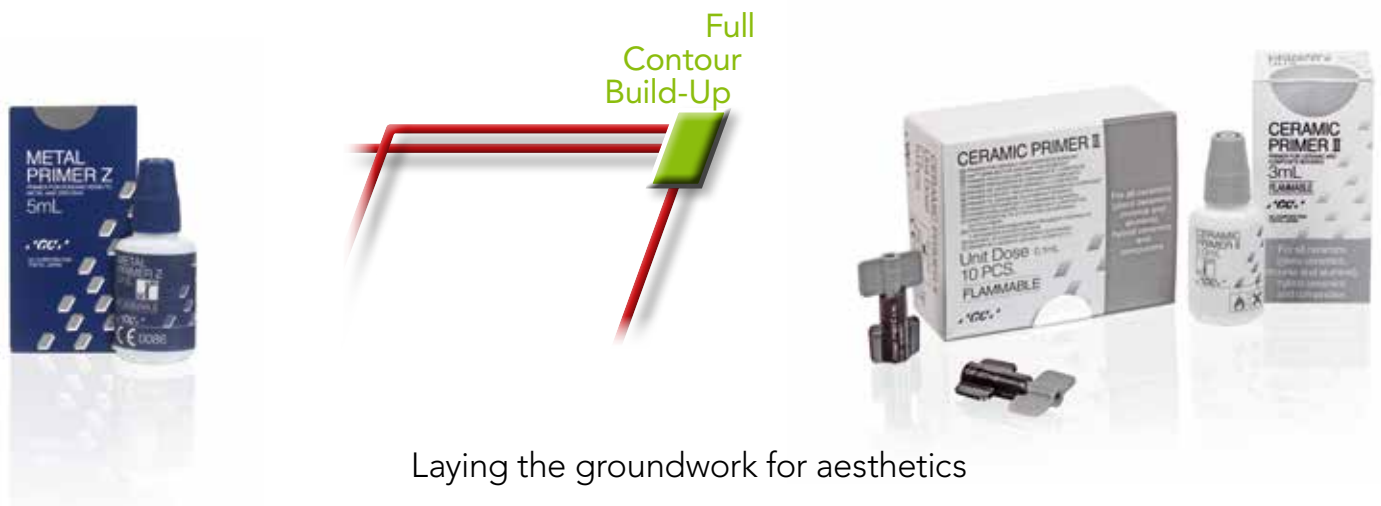


METAL PRIMER Z



StickNET





Laying the groundwork for aesthetics

METAL PRIMER Z from **GC**: One step resin to metal bonding agent

METAL PRIMER Z (the successor of METAL PRIMER II) creates strong connections between metal frameworks and any type of resin based material.

INDICATIONS

To be used with all dental alloys and acrylics:

- MDTP: enabling improved bonding to precious alloys
- MDP: enabling a strong bond to non-precious alloys and even to Zirconia for certain indications

ADVANTAGES

- A quick and easy procedure, without the need for any additional equipment
- No heat treatment required
- Creates a permanent bond even in a wet environment
- Can be applied directly in the mouth

ORDERING INFO

METAL PRIMER Z is available in a 5 ml bottle.

CERAMIC PRIMER II from **GC**: Specialised primer for all aesthetic indirect restorations

CERAMIC PRIMER II, a specialised priming agent promotes a strong bond between all aesthetic indirect restorations and resin-based cements in case of luting procedures or direct composites in case of repair.

INDICATIONS

CERAMIC PRIMER II is indicated for luting and repair of aesthetic restorations made of:

- Feldspar ceramics
- Leucite reinforced ceramics
- Lithium disilicate ceramics
- Zirconia & alumina
- Hybrid ceramics (e.g CERASMART)
- Composite

ADVANTAGES

- Fast & easy application, no more mixing thanks to single bottle delivery
- No waiting time: simply apply and dry
- High & durable bond strength to aesthetic materials
- No need for refrigeration, the bottle & the unit dose can be stored at room temperature
- Tailored-made solution to satisfy each dental professional: unit dose vs bottle

ORDERING INFO

CERAMIC PRIMER II is available in a 3 ml bottle or in unit dose of 0.1 ml.

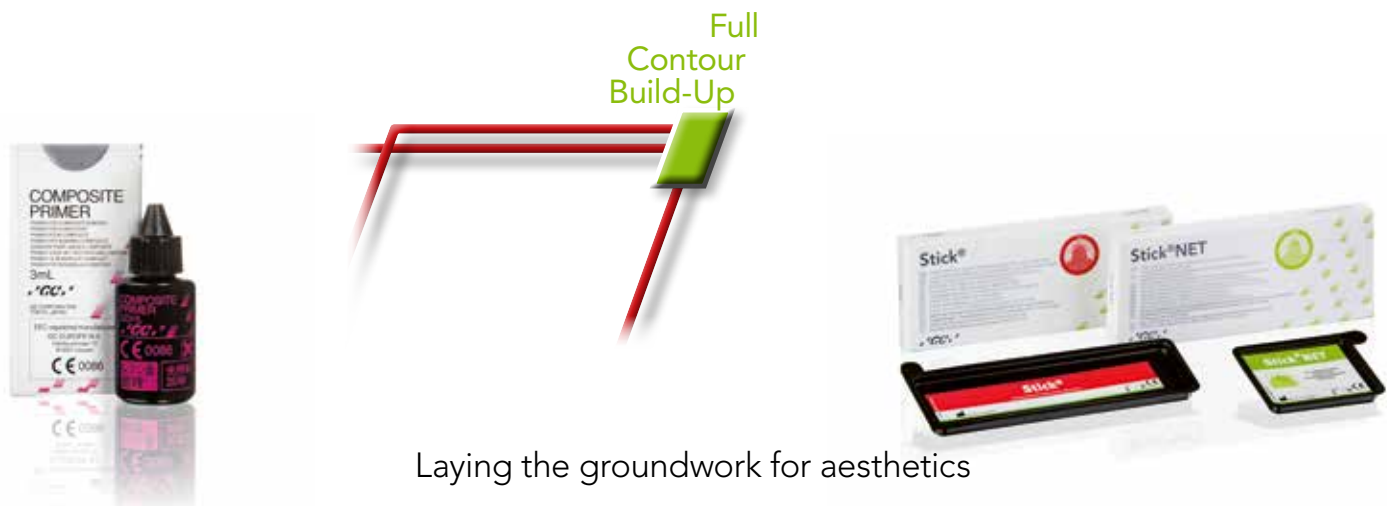
RELATED PRODUCTS

GRADIA PLUS



LABOLIGHT DUO





Laying the groundwork for aesthetics

COMPOSITE PRIMER from GC:

Adhesive for bonding composite to composite

COMPOSITE PRIMER is a light-curing bonding agent that rebuilds the inhibition layer for safe bonding between composite layers. It also assures a safe bonding when individualising artificial teeth and acrylic denture bases.

INDICATIONS

- Surface treatment of micro-filled resin (MFR) or micro-filled hybrid resin prior to luting or repairing procedures.
- Surface treatment of acrylic resin prior to repairing procedure

ADVANTAGES

- Simply applied with a brush
- Easy and fast handling
- Rebuilding of inhibition layer
- Safe composite bonding

ORDERING INFO

COMPOSITE PRIMER is available in a 3 ml bottle.

Stick & StickNET from GC:

Fibre reinforcements for composites and acrylics

GC's Stick and StickNET provide a strong, aesthetic and profitable solution for strengthening composites and acrylics. They are made of silanated E-glass fibres embedded in a polymer matrix. These reinforcements can be used with light-cured, chemically-cured and dual-cured resins and composites, as well as with powder-liquid acrylics. The unidirectional Stick fibre bundle adds strength and stiffness to the material in the direction of the fibres. The StickNET fibre net adds strength and toughness to the material in two directions.

INDICATIONS

Stick is especially recommended for partial and full removable dentures and repairs, but also for surface retained bridges, inlay and onlay bridges and implant supported bridges. StickNET is especially recommended for reinforcing crowns and thin areas of removable dentures. But can also be used for post and core crowns, veneers and clasp areas in removable dentures.

ADVANTAGES

- Solution for a wide range of indications
- Compatible with most composites and acrylics
- Unique patented bonding
- Low starting investments
- Simple and time-saving fabrication method
- As strong as metal
- Metal free and aesthetic
- Easy to repair
- Extensive research data

ORDERING INFO

Stick is available in refills of 4 x 15 cm
StickNET comes in refills with 3 x 30 cm²

RELATED PRODUCTS

GRADIA PLUS

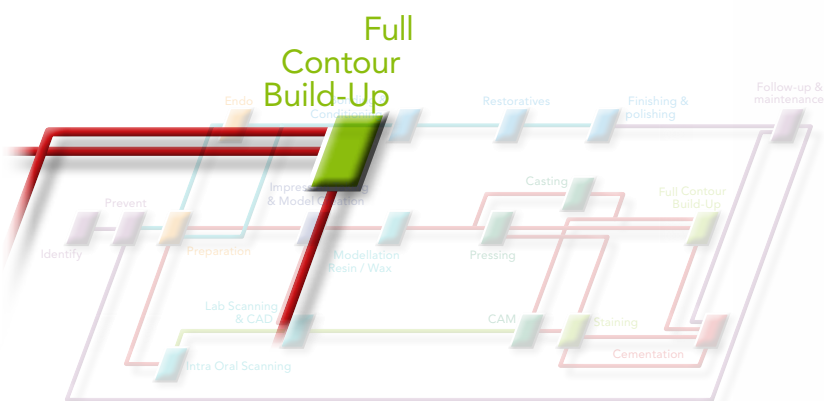


LABOLIGHT DUO



StickRESIN





Labolight DUO from GC: LED dual mode light curing unit for indirect composite techniques

The days when you needed two curing devices in your laboratory are now a thing of the past. GC is now offering a state of the art multi-functional light curing device for the technician combining 2 curing modes: pre-curing (step mode) and final curing (full mode). The double wave length LED technology ensures optimal hardening of all light cured dental materials, while the high power outlet reduces light curing cycles. The Labolight DUO is not only capable of handling most of your work, it looks good as well. The award winning sleek, contemporary styling with smooth surfaces allows for easy cleaning and reduces the space it takes in your lab. This design serves the usability: the interface is very simple and intuitive and the inner parts are easily accessible thanks to the wide opening. The reflective plate and the automated rotary system distribute all light effectively and expose your works from all sides.

INDICATIONS

Equipped with double wave length LED technology the Labolight DUO can be used to cure any of GC's composites in a secure and durable way. It offers a wavelength range of 380 nm – 510 nm with spectrum ranges peaks of 465 nm-485 nm (12 Blue LED's) and 390 nm-400 nm (3 Violet LED's).

Two modes, one device,
no double standards

ADVANTAGES

- Double wave length long lifecycle LED technology with spectrum ranges peaks of:
 - 12 Blue LED's: 465 nm-485 nm
 - 3 Violet LED's: 390 nm-400 nm
- Optimal hardening of all light cured dental materials with reduced light cycle times
- Compact & ergonomic design reduced space requirements
- Easy access – wide opening
- Automated rotary system including reflective plate for effective light distribution
- Curing stand for effective positioning of the objects during LC cycles



RELATED PRODUCTS

GRADIA PLUS

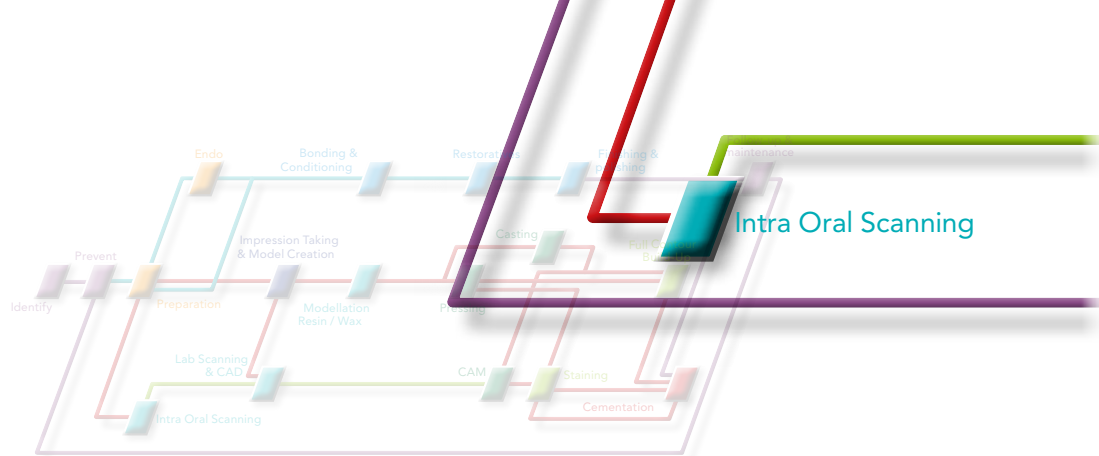


OPTIGLAZE



OPTIGLAZE color





Our Digital Solutions

Aadva IOS from GC: with intuitive digital scanflow

Modular digital solutions customised for your practice.

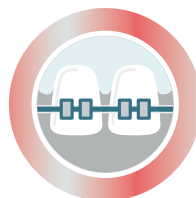
ADVANTAGES

- AI Technology detects the soft and moving tissues to guarantee a smooth scanning
- Scan, pause, check and rescan anytime you want
- Impression management system
- Automatic bite alignment
- Multiple Data transfer options USB, Aadva Xchange, local network
- Open STL and/or PLY files
- Automated import of files to Exocad
- Simple and intuitive user interface



SELECT YOUR WORKFLOW

GC offers you modular, intuitive, case-management solutions




Ortho Module

- Customised workflow for your ortho case follow up
- Dedicated PDF file creator
- Possibility to record both central relation (CR) centric occlusion (CO) bites
- Integrated ortho model maker for easy 3D printing
- Integrated third party communication possibilities (VDDS)



Prostho Module

- Customised workflow for your crown and bridge work
- Auto-margin line for your preparations
- Single implant scan
- Simple order sheet



Implant Module

- Customised workflow for your implant restorations
- Multiple implant scans
- Simple and intuitive complete implant case follow up



Extraoral Module

- Customised workflow to suit the lab work
- Easy and accurate impression scanning
- Record multiple bite scans



Intra Oral Scanning



IOS 200 from GC: Next generation intraoral scanner

GC introduces intraoral scanners based on AI technology. Discover modular, intuitive, case-management solutions.

ADVANTAGES

No calibration needed

- Trouble-free and reliable results every time you scan

Magnetic cradle

- Offers you ease of use and handling of the device

Visual and Haptic Feedback

- Gain full control of your scanning procedure

Full colour scan

- The AI based technology supports smooth scanning by eliminating soft tissue. The real colour data helps to identify margin lines

Anti-fog functionality

- The built-in heating function helps to avoid fogging without preheating

Open system

- The open STL scan files provide full compatibility with third party hardware and software

Autoclavable Tips

- Clean tips up to 250 times. Helps prevents cross-contamination and enhances patient safety

IOS 100 from GC: Portable and cart versions

ADVANTAGES

Portable

- IOS 100 P is a compact system - only a handpiece, cradle and laptop

Anti-fog heating


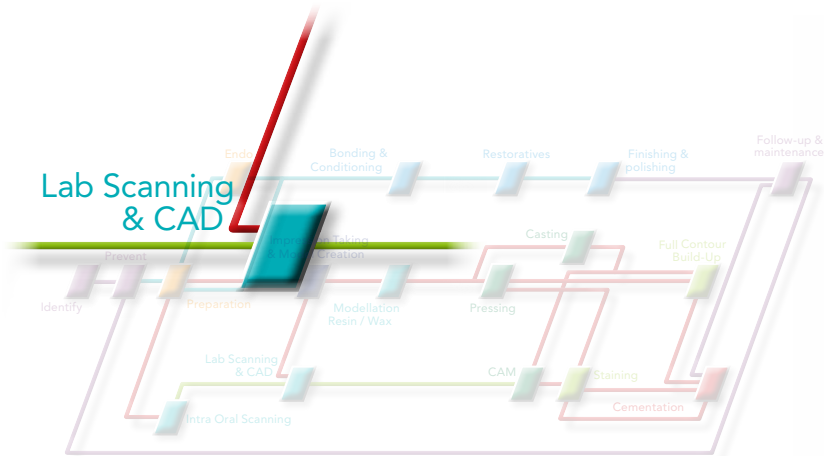
- Easily maintained scans are provided by the anti-fogging function in the cradle and the powder-free and spray-free technology

Light handpiece

- IOS 100P has impressively small and light handpiece

ALSO AVAILABLE IOS 100





Aadvia ALS 2 from GC: Introducing simple and unique workflows

The combination of unique scan features with robust scanning hardware will help you simplify your work routine

ADVANTAGES

- Constant accuracy
- Full colour
- Speed and quality
- HD 5 MP camera
- Full exocad integration

Hybrid scan:

- Allows you to skip all model prepping: simply scan the impression and the gypsum model and the software will combine them together to provide you with the most detailed digital working model.

Smart scan:

- To reduce or even eliminate the need for rescans, this feature will create a dedicated scan strategy.

Occlusion scan

- This feature eliminates the need for a complete bite scan, by simply scanning a set of reference points applied on the gypsum models.

Simplicity. Accuracy. Productivity.

TECHNICAL DATA

Measurement field (X × Y × Z) mm
80 × 60 × 85
5MP Camera
4 µm Accuracy according to ISO 12836
Sensor technology
Stripe light triangulation
Blue-light LED
Monochrome texture scan
Colour texture scan
Touchscreen
Fully automated Z-axis
Articulator scan
Multi die scan
TripleTray scan
Impression scan
Twin Tray

Recommended computer specifications
ALS 2 and Aadvia Scan:

Windows 10 64-bit
i7 with 6× 4.7 GHz
32 GB RAM
USB 3.0 Port
100 – 250 GB SSD
Graphics card with 6 GB RAM

Aadvia ALS 2 scan flow vs conventional scan flow:

reducing the number of scans thus increasing your productivity.

Aadvia scan flow

Impression scan

Model scan

Antagonist scan

Conventional scan flow

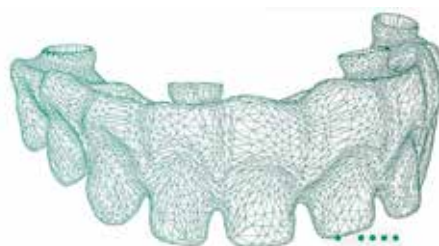
Model Scan

Die Scan

Antagonist scan

Bite Scan

Lab Scanning & CAD



Scanflags from GC:

Save scanning time and gain unsurpassed precision

The patented Aadvia Lab Scan Scanflags with dots are optimizing the scan performance of implant supported constructions on most used implant systems.

The unique dots pattern recognizes the position of the implant, the type & brand and attributes this immediately to the virtual model.

This technique eliminates the taking of multiple scans and the matching with a scan body library needed when working with the classical scan bodies.

Aadvia CAD from GC:

Great for beginners and even more powerful in the hands of an expert!

The Aadvia CAD software is known for its speedy operation and ease of use, helping you to maximize productivity. Perfect for complex cases on a daily basis.

Wide range of indications and functionality with the standard version of Aadvia CAD and the possibility to expand the features of the standard version with the Aadvia CAD add-on modules. This modular system allows great flexibility.

- Articulator Module
- Provisional Crown module
- Tru Smile module
- Tooth Library module
- Bar module
- Implant module
- Dicom Viewer
- Model Creator
- Smile creator
- FullDenture Module
- PartialCAD Module
- Module
- Jaw Motion Import

RELATED PRODUCTS



Aadvia Xchange

All-in-one approach for digital case-management. The cloud-based platform supports communication with the GC production and service teams as well as with registered external dental labs.



Trainings

We educate and empower dentists and dental lab technicians with innovative solutions in digital dentistry.




Support

GC Europe's customer support for its digital dental technology is at industry-leading level.



Notes



Discover GC's apps

Customer Loyalty Program Get Connected



All the tools you need within hand's reach!

The new "GC Get Connected Smile Program" has been designed to reward and thank loyal GC customers.

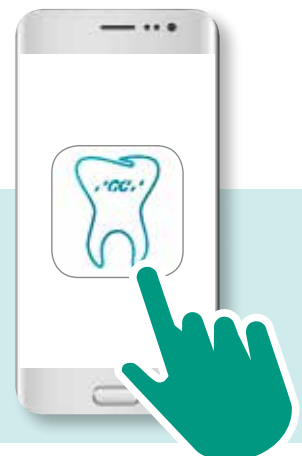
It offers all dental professionals free access to the full GC Europe product catalogue to find all the dental products and supportive tools needed in daily practice. The extensive in-app library offers instant access to the hottest topics in dentistry through downloadable articles, case studies and digital copies of the "GC Get Connected" magazine. With just one click there is easy access to step-by-step product guides and product information videos plus information on the latest upcoming GC educational events across Europe.

Discover the program now and start earning "smiles" to benefit from extra advantages!

Restorative Dentistry Guides

The configurator gives you a 3D representation of any restorative class on any tooth using GC's advanced composite restoratives G-ænial Anterior & Posterior and Kalore as well as the flowables G-ænial Universal Flo & Flo, supported by the 7th generation selective etch bonding G-ænial Bond.

The app shows how aspects such as colour and thickness can be used. Technique tips are also given for the use of these materials when repair of different types of dental restorations is required.





Discover GC's apps

Initial Layering Guides

GC's Initial Layering Guides will guide you in easy to understand way through the process of building up the various layers of the restoration.

During the step-by-step you can at any times turn the restoration to get a perfect view on how to build-up the different powders. The images can be changed into standard view, transparent view or outline view for optimal visualisation. Furthermore you will find the perfect firing instructions, the corresponding shade guide and many more features that help you to get the maximum out of the Initial ceramics.

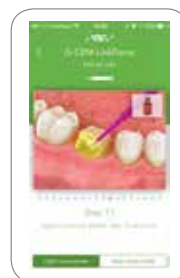



Luting Guide

Looking for the optimal luting procedure? All of GC's cementation materials are showcased in the Luting Guide.

All parameters are accessible in one screen: select your type of prosthetic restoration, choose between a range of modern materials, (including lithium disilicate), indicate the circumstances like whether the environment is dry or not, low or high retentive preparations and discover our suggestions from our portfolio of luting materials.

The 3D step-by-step will guide you through the process to achieve the most optimal results for all your cementation challenges.





A new standard in training and education

GC has always invested heavily in providing the very best in training and education to the whole dental team. The ability to promote and disseminate knowledge amongst dental professionals is a fundamental principle of our business.

Therefore we invest yearly in new training facilities spread across Europe. At the moment we have six beautiful training facilities in Europe: Spain, Italy, Turkey, France, UK and our main training facility, one of the biggest in Europe, located on our Headquarters site in Leuven, Belgium, which opened in 2008.

This state-of-the-art environment enables us to exchange knowledge with our worldwide network of dental professionals. Every year this facility hosts more than 2000 trainees from all over the world: dental technicians, dentists, oral hygienists, students, sales representatives, study clubs and universities.

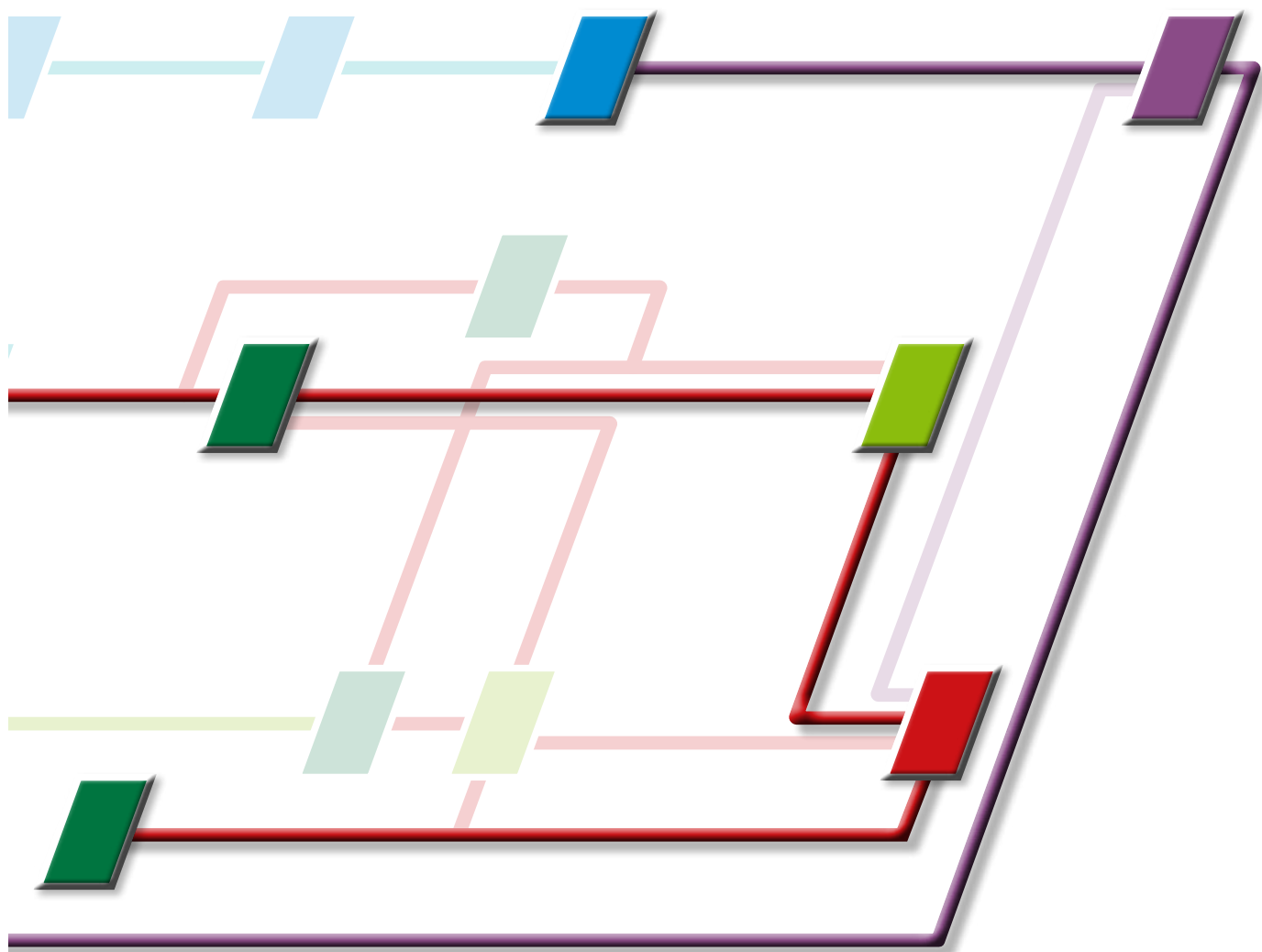
These dental training courses are primarily hands-on on the latest products and techniques in modern dentistry. The experience is completed by a specialised team of trainers and invited experts, all dedicated to provide the necessary skills, completed with useful tips and tricks that participants can benefit from in their practical work.

GC is striving to offer courses of the highest quality in a comfortable setting to create a positive and valuable learning experience for all its customers. We can organise courses for groups of various sizes up to 100 attendees and the course length can vary from half a day up to three days.

To know all the training possibilities please look at our website (www.gceurope.com) and go to Education for the complete overview and timing of our courses. Of course our dedicated team is always available to answer your questions directly via campus.gce@gc.dental.



Notes



GC EUROPE N.V.
Head Office
Researchpark
Haasrode-Leuven 1240
Interleuvenlaan 33
B-3001 Leuven
Tel. +32.16.74.10.00
Fax. +32.16.40.48.32
info.gce@gc.dental
<http://www.gceurope.com>

GC AUSTRIA GmbH
Swiss Office
Zürichstrasse 31
CH-6004 Luzern
Tel. +41.41.520.01.78
Fax +41.41.520.01.77
info.switzerland@gc.dental
<http://switzerland.gceurope.com>

GC AUSTRIA GmbH
Tallak 124
A-8103 Gratwein-Strassengel
Tel. +43.3124.54020
Fax. +43.3124.54020.40
info.austria@gc.dental
<http://austria.gceurope.com>

GC EUROPE N.V.
Benelux Sales Department
Researchpark
Haasrode-Leuven 1240
Interleuvenlaan 13
B-3001 Leuven
Tél. +32.16 74.18.60
info.benelux@gc.dental
<http://benelux.gceurope.com>

GC EUROPE N.V.
East European Office
Siget 19B
HR 10020 Zagreb
Tel. +385.1.46.78.474
Fax. +385.1.46.78.473
info.eeo@gc.dental
<http://eeo.gceurope.com>

GC FRANCE s.a.s.
8 rue Benjamin Franklin
F-94370 Sucy en Brie Cedex
Tél. +33.1.49.80.37.91
Fax. +33.1.45.76.32.68
info.france@gc.dental
<http://france.gceurope.com>

GC Germany GmbH
Seifgrundstrasse 2
D-61348 Bad Homburg
Tel. +49.61.72.99.59.60
Fax. +49.61.72.99.59.66.6
info.germany@gc.dental
<http://germany.gceurope.com>

GC IBÉRICA
Dental Products, S.L.
Edificio Codesa 2
Playa de las Americas, 2, 1º, Of. 4
ES-28290 Las Rozas, Madrid
Tel. +34.916.364.340
Fax. +34.916.364.341
comercial.spain@gc.dental
<http://spain.gceurope.com>

GC ITALIA S.r.l.
Via Calabria 1
I-20098 San Giuliano Milanese
Tel. +39.02.98.28.20.68
Fax. +39.02.98.28.21.00
info.italy@gc.dental
<http://italy.gceurope.com>

GC NORDIC AB
Finnish Branch
Bertel Jungin aukio 5 (6. kerros)
FIN-02600 Espoo
Tel: +358 40 9000 757
info.finland@gc.dental
<http://finland.gceurope.com>
<http://www.gceurope.com>

GC NORDIC AB
c/o Lundin Revisionbyrå
Erik Dahlbergsgatan 11B
SE-411 26 Göteborg – Sweden
Tel. +46 8 410 344 90
Fax. +46 8 555 788 05
info.nordic@gc.dental
<http://www.gceurope.com>

GC Nordic Danish Branch
Scandinavian Trade Building
Gydevang 39-41
DK-3450 Allerød
Tel. +45 23 26 03 82
info.denmark@gc.dental
<http://denmark.gceurope.com>

GC EUROPE N.V.
Türkiye İrtibat Ofisi
Caferağa Mah.
Albay Faik sözdener cad.
İffetgölhan İşMrkz. No:9 Dr:4
TR-34710 Kadıköy / İstanbul
Tel: +21.650.406.01
info.turkey@gc.dental
<http://turkey.gceurope.com>

GC UNITED KINGDOM Ltd.
12-15 Coopers Court
Newport Pagnell
UK-Bucks. MK16 8JS
Tel. +44.1908.218.999
Fax. +44.1908.218.900
info.uk@gc.dental
<http://uk.gceurope.com>

